

Designer Range

REINBACH

Rear fixing metal wall brackets



Pictured 89.1363 Matt White

Bar Dimensions (mm)

Horizontal Bars 30 x 30mm
Vertical Bars 30 x 30mm

Warranty
5
Year

Heating


All Electric


Dual-Fuel




Eastbrook
The Radiator Collection
COLOUR SWITCH
Your style. Your radiator.
 **SWATCHES AVAILABLE**

Pictured 89.1384 Matt Black

Can be reverse handed (Left or Right)

Another reversible style design, Reinbach reaches the top levels of design with bulky horizontal bars that are capable of drying your largest towels.

FEATURES

- 30 x 30mm. horizontal bars and 30 x 30mm. vertical profiles
- Rear fixing metal wall brackets
- Tested to BS EN 442 standards
- 5 colours available from stock
- Can be reverse handed (left or right)
- Can be single, dual fuel or all electric
- State-of-the-Art welding technology
- 5 Year Manufacturer's Warranty*
- * With conditions

Technical Tables & Drawings
Page 396-397



Can be reverse handed (Left or Right)

Pictured 89.1765 Matt Grey

Designer Range

REINBACH

Reinbach Towel Rail - Matt White

Size H x W	△T30 Watts	△T50 Watts	Element Output	Element Type	Code	£ Ex VAT	£ Inc VAT
290 x 500mm	83	158	100W	A, A+, B	89.1763	140.00	168.00
800 x 500mm	194	372	150W	A, A+, B, D, E, F, G	89.1358	246.00	295.20
800 x 600mm	228	439	300W	A, A+, B, D, E, F, G	89.1359	273.00	327.60
1200 x 500mm	273	530	300W	A, A+, B, D, E, F, G	89.1360	335.00	402.00
1200 x 600mm	322	625	300W	A, A+, B, D, E, F, G	89.1361	377.00	452.40
1800 x 500mm	397	780	450W	A, A+, B, D, E, F, G	89.1362	431.00	517.20
1800 x 600mm	468	920	600W	A, A+, B, D, E, F, G	89.1363	480.00	576.00

Reinbach Towel Rail - Matt Grey

Size H x W	△T30 Watts	△T50 Watts	Element Output	Element Type	Code	£ Ex VAT	£ Inc VAT
290 x 500mm	83	158	100W	A, A+, B	89.1765	140.00	168.00
800 x 500mm	194	372	150W	A, A+, B, D, E, F, G	89.1370	246.00	295.20
800 x 600mm	228	439	300W	A, A+, B, D, E, F, G	89.1371	273.00	327.60
1200 x 500mm	273	530	300W	A, A+, B, D, E, F, G	89.1372	335.00	402.00
1200 x 600mm	322	625	300W	A, A+, B, D, E, F, G	89.1373	377.00	452.40
1800 x 500mm	397	780	450W	A, A+, B, D, E, F, G	89.1374	431.00	517.20
1800 x 600mm	468	920	600W	A, A+, B, D, E, F, G	89.1375	480.00	576.00

Reinbach Towel Rail - Matt Cappuccino

Size H x W	△T30 Watts	△T50 Watts	Element Output	Element Type	Code	£ Ex VAT	£ Inc VAT
290 x 500mm	83	158	100W	A, A+, B	89.1764	140.00	168.00
800 x 500mm	194	372	150W	A, A+, B, D, E, F, G	89.1364	246.00	295.20
800 x 600mm	228	439	300W	A, A+, B, D, E, F, G	89.1365	273.00	327.60
1200 x 500mm	273	530	300W	A, A+, B, D, E, F, G	89.1366	335.00	402.00
1200 x 600mm	322	625	300W	A, A+, B, D, E, F, G	89.1367	377.00	452.40
1800 x 500mm	397	780	450W	A, A+, B, D, E, F, G	89.1368	431.00	517.20
1800 x 600mm	468	920	600W	A, A+, B, D, E, F, G	89.1369	480.00	576.00

Reinbach Towel Rail - Matt Anthracite

Size H x W	△T30 Watts	△T50 Watts	Element Output	Element Type	Code	£ Ex VAT	£ Inc VAT
290 x 500mm	83	158	100W	A, A+, B	89.1766	140.00	168.00
800 x 500mm	194	372	150W	A, A+, B, D, E, F, G	89.1376	246.00	295.20
800 x 600mm	228	439	300W	A, A+, B, D, E, F, G	89.1377	273.00	327.60
1200 x 500mm	273	530	300W	A, A+, B, D, E, F, G	89.1378	335.00	402.00
1200 x 600mm	322	625	300W	A, A+, B, D, E, F, G	89.1379	377.00	452.40
1800 x 500mm	397	780	450W	A, A+, B, D, E, F, G	89.1380	431.00	517.20
1800 x 600mm	468	920	600W	A, A+, B, D, E, F, G	89.1381	480.00	576.00

Reinbach Towel Rail - Matt Black

Size H x W	△T30 Watts	△T50 Watts	Element Output	Element Type	Code	£ Ex VAT	£ Inc VAT
290 x 500mm	83	158	100W	A, A+, B	89.1767	140.00	168.00
800 x 500mm	194	372	150W	A, A+, B, D, E, F, G	89.1382	246.00	295.20
800 x 600mm	228	439	300W	A, A+, B, D, E, F, G	89.1383	273.00	327.60
1200 x 500mm	273	530	300W	A, A+, B, D, E, F, G	89.1384	335.00	402.00
1200 x 600mm	322	625	300W	A, A+, B, D, E, F, G	89.1385	377.00	452.40
1800 x 500mm	397	780	450W	A, A+, B, D, E, F, G	89.1386	431.00	517.20
1800 x 600mm	468	920	600W	A, A+, B, D, E, F, G	89.1387	480.00	576.00

Radiator Valves


Page 350-365



TECHNICAL INFORMATION

All measurements in Height by Width. Radiators that are electric only are restricted to the heat output of the elements. Element size can be increased to full capacity of rail if using element type B, D, E, F or G. For element types see pages 336-349. For matching valves see pages 350-365. For indirect heating systems only. Tappings are approx. 50mm and approx. 80mm off the wall. Projection from wall is 125mm. Price includes radiator and wall fixing sets, valves extra.


Matt White



Matt Cappuccino




Matt Grey



Matt Anthracite



Matt Black



State-of-the-Art welding



Designer Range

MARLOW

Warranty

5
Year

Diameter (Ø)

42
MM Bars

Heating



Pictured 89.0526 Chrome



Pictured 89.0516 Matt Grey

Rear fixing metal wall brackets

State-of-the-Art welding meets large vertical and horizontal tubes in this model. Available in a variety of colours to suit any bathroom. The generous spacing between the horizontal tubes allows for maximum towel drying.

FEATURES

- 42mm diameter horizontal bars
 - 42mm diameter vertical profiles
 - Rear fixing metal wall brackets
 - Tested to BS EN 442 standards
 - 5 colours available from stock
 - State-of-the-Art welding technology
 - Not suitable for elements
 - 5 Year Manufacturer's Warranty*
- * With conditions

Technical Tables & Drawings

Page 396-397



Round Vent Caps

Page 369



Designer Range

MARLOW

Marlow Towel Rail - Matt White

Size H x W	△ T30 Watts	△ T50 Watts	Element Output	Element Type	Code	£ Ex VAT	£ Inc VAT
850 x 500mm	168	318	N/A	N/A	89.0500	372.00	446.40
850 x 600mm	190	360	N/A	N/A	89.0501	396.00	475.20
1150 x 500mm	225	426	N/A	N/A	89.0502	459.00	550.80
1150 x 600mm	255	483	N/A	N/A	89.0503	486.00	583.20
1750 x 500mm	338	640	N/A	N/A	89.0504	607.00	728.40
1750 x 600mm	383	726	N/A	N/A	89.0505	643.00	771.60

Marlow Towel Rail - Matt Grey

Size H x W	△ T30 Watts	△ T50 Watts	Element Output	Element Type	Code	£ Ex VAT	£ Inc VAT
850 x 500mm	168	318	N/A	N/A	89.0512	372.00	446.40
850 x 600mm	190	360	N/A	N/A	89.0513	396.00	475.20
1150 x 500mm	225	426	N/A	N/A	89.0514	459.00	550.80
1150 x 600mm	255	483	N/A	N/A	89.0515	486.00	583.20
1750 x 500mm	338	640	N/A	N/A	89.0516	607.00	728.40
1750 x 600mm	383	726	N/A	N/A	89.0517	643.00	771.60

Marlow Towel Rail - Chrome

Size H x W	△ T30 Watts	△ T50 Watts	Element Output	Element Type	Code	£ Ex VAT	£ Inc VAT
850 x 500mm	106	203	N/A	N/A	89.0524	516.00	619.20
850 x 600mm	121	232	N/A	N/A	89.0525	546.00	655.20
1150 x 500mm	141	272	N/A	N/A	89.0526	636.00	763.20
1150 x 600mm	161	311	N/A	N/A	89.0527	675.00	810.00
1750 x 500mm	213	411	N/A	N/A	89.0528	843.00	1011.60
1750 x 600mm	243	469	N/A	N/A	89.0529	893.00	1071.60

Marlow Towel Rail - Matt Anthracite

Size H x W	△ T30 Watts	△ T50 Watts	Element Output	Element Type	Code	£ Ex VAT	£ Inc VAT
850 x 500mm	168	318	N/A	N/A	89.0506	372.00	446.40
850 x 600mm	190	360	N/A	N/A	89.0507	396.00	475.20
1150 x 500mm	225	426	N/A	N/A	89.0508	459.00	550.80
1150 x 600mm	255	483	N/A	N/A	89.0509	486.00	583.20
1750 x 500mm	338	640	N/A	N/A	89.0510	607.00	728.40
1750 x 600mm	383	726	N/A	N/A	89.0511	643.00	771.60

Marlow Towel Rail - Matt Cappuccino

Size H x W	△ T30 Watts	△ T50 Watts	Element Output	Element Type	Code	£ Ex VAT	£ Inc VAT
850 x 500mm	168	318	N/A	N/A	89.0518	409.00	490.80
850 x 600mm	190	360	N/A	N/A	89.0519	434.00	520.80
1150 x 500mm	225	426	N/A	N/A	89.0520	506.00	607.20
1150 x 600mm	255	483	N/A	N/A	89.0521	534.00	640.80
1750 x 500mm	338	640	N/A	N/A	89.0522	669.00	802.80
1750 x 600mm	383	726	N/A	N/A	89.0523	710.00	852.00

Radiator Valves

Page 350-365



TECHNICAL INFORMATION

All measurements in Height by Width. **Not suitable for elements.** For matching valves see pages 350-365. For indirect heating systems only. Tappings are approx. 82mm less than the width of the rail and approx. 85mm off the wall. Price includes radiator and wall fixing sets, valves extra.

Matt White



Matt Grey



Chrome



Matt Anthracite



Matt Cappuccino



State-of-the-Art welding



Designer Range

MARLOW E-STYLE


Warranty

5
Year

Diameter (Ø)

42
MM Bars

Heating



Rear fixing metal wall brackets

Pictured 89.0809 Matt White



SWATCHES AVAILABLE



Pictured 89.0835 Chrome

Can be reverse handed (Left or Right)

State-of-the-Art welding meets large vertical and horizontal tubes in this model. Available in a variety of colours to suit any bathroom. The generous spacing between the horizontal tubes allows for maximum towel drying.

FEATURES

- 42mm diameter horizontal bars
 - 42mm diameter vertical profiles
 - Rear fixing metal wall brackets
 - Tested to BS EN 442 standards
 - 5 colours available from stock
 - Can be reverse handed (left or right)
 - State-of-the-Art welding technology
 - Not suitable for elements
 - 5 Year Manufacturer's Warranty*
- * With conditions

Technical Tables & Drawings
Page 398-399



Round Vent Caps

Page 369



Designer Range

MARLOW E-STYLE

Marlow E-Style Towel Rail - Matt White

Size H x W	△T30 Watts	△T50 Watts	Element Output	Element Type	Code	£ Ex VAT	£ Inc VAT
850 x 500mm	154	294	N/A	N/A	89.0807	271.00	325.20
850 x 600mm	176	335	N/A	N/A	89.0808	304.00	364.80
1150 x 500mm	206	394	N/A	N/A	89.0809	373.00	447.60
1150 x 600mm	234	449	N/A	N/A	89.0810	416.00	499.20
1750 x 500mm	310	598	N/A	N/A	89.0811	476.00	571.20
1750 x 600mm	354	681	N/A	N/A	89.0812	531.00	637.20

Marlow E-Style Towel Rail - Matt Anthracite

Size H x W	△T30 Watts	△T50 Watts	Element Output	Element Type	Code	£ Ex VAT	£ Inc VAT
850 x 500mm	154	294	N/A	N/A	89.0813	271.00	325.20
850 x 600mm	176	335	N/A	N/A	89.0814	304.00	364.80
1150 x 500mm	206	394	N/A	N/A	89.0815	373.00	447.60
1150 x 600mm	234	449	N/A	N/A	89.0816	416.00	499.20
1750 x 500mm	310	598	N/A	N/A	89.0817	476.00	571.20
1750 x 600mm	354	681	N/A	N/A	89.0818	531.00	637.20

Marlow E-Style Towel Rail - Matt Grey

Size H x W	△T30 Watts	△T50 Watts	Element Output	Element Type	Code	£ Ex VAT	£ Inc VAT
850 x 500mm	154	294	N/A	N/A	89.0819	271.00	325.20
850 x 600mm	176	335	N/A	N/A	89.0820	304.00	364.80
1150 x 500mm	206	394	N/A	N/A	89.0821	373.00	447.60
1150 x 600mm	234	449	N/A	N/A	89.0822	416.00	499.20
1750 x 500mm	310	598	N/A	N/A	89.0823	476.00	571.20
1750 x 600mm	354	681	N/A	N/A	89.0824	531.00	637.20

Marlow E-Style Towel Rail - Matt Cappuccino

Size H x W	△T30 Watts	△T50 Watts	Element Output	Element Type	Code	£ Ex VAT	£ Inc VAT
850 x 500mm	154	294	N/A	N/A	89.0825	271.00	325.20
850 x 600mm	176	335	N/A	N/A	89.0826	304.00	364.80
1150 x 500mm	206	394	N/A	N/A	89.0827	373.00	447.60
1150 x 600mm	234	449	N/A	N/A	89.0828	416.00	499.20
1750 x 500mm	310	598	N/A	N/A	89.0829	476.00	571.20
1750 x 600mm	354	681	N/A	N/A	89.0830	531.00	637.20

Marlow E-Style Towel Rail - Chrome

Size H x W	△T30 Watts	△T50 Watts	Element Output	Element Type	Code	£ Ex VAT	£ Inc VAT
850 x 500mm	98	191	N/A	N/A	89.0831	345.00	414.00
850 x 600mm	211	216	N/A	N/A	89.0832	386.00	463.20
1150 x 500mm	131	256	N/A	N/A	89.0833	476.00	571.20
1150 x 600mm	149	290	N/A	N/A	89.0834	531.00	637.20
1750 x 500mm	198	386	N/A	N/A	89.0835	659.00	790.80
1750 x 600mm	224	437	N/A	N/A	89.0836	739.00	886.80

Twin TRV's



Page 352



Tappings: 50mm

TECHNICAL INFORMATION

All measurements in Height by Width. **Not suitable for elements.** For matching valves see pages 350-365. For indirect heating systems only. Tappings are 50mm and approx. 85mm off the wall. Price includes radiator and wall fixing sets, valves extra.



Designer Range

CONWY



Bar Dimensions (mm)
Vertical Bars 40 x 40mm

Pictured 41.0712 Matt Anthracite



Rear fixing metal wall brackets

Warranty
5
Year

Heating


All Electric


Dual-Fuel


Pictured 41.0714 Chrome

A masterpiece for your bathroom or any other room. The square vertical bars at the top can be used as towel / bathrobe hangers and the 3 x robe hooks can be used to dry your towels too. This exceptional design is available in 4 colour options.

Conwy Vertical Radiator - Matt White							
Size H x W	ΔT30 Watts	ΔT50 Watts	Element Output Watts	Element Type	Code	£ Ex VAT	£ Inc VAT
1200 x 220mm	128	270	100W	A, A+, B, D, E, F, G	41.0711	144.00	172.80

Conwy Vertical Radiator - Matt Black							
Size H x W	ΔT30 Watts	ΔT50 Watts	Element Output Watts	Element Type	Code	£ Ex VAT	£ Inc VAT
1200 x 220mm	128	270	100W	A, A+, B, D, E, F, G	41.0713	144.00	172.80

Conwy Vertical Radiator - Matt Anthracite							
Size H x W	ΔT30 Watts	ΔT50 Watts	Element Output Watts	Element Type	Code	£ Ex VAT	£ Inc VAT
1200 x 220mm	128	270	100W	A, A+, B, D, E, F, G	41.0712	144.00	172.80

Conwy Vertical Radiator - Chrome							
Size H x W	ΔT30 Watts	ΔT50 Watts	Element Output Watts	Element Type	Code	£ Ex VAT	£ Inc VAT
1200 x 220mm	75	144	100W	A, A+, B, D, E, F, G	41.0714	197.00	236.40

FEATURES

- 40 x 40mm vertical profiles
- Comes with pre-fitted 3 x robe hooks
- Rear fixing metal wall brackets
- Tested to BS EN 442 standards
- State-of-the-Art welding technology
- 5 Year Manufacturer's Warranty*
- *With conditions

Technical Tables & Drawings


Page 398-399




TECHNICAL INFORMATION

All measurements in Height by Width. Radiators that are electric only are restricted to the heat output of the elements. Element size can be increased to full capacity of rail if using element type B, D, E, F or G. For element types see pages 336-349. For matching valves see pages 350-365. For indirect heating systems only. Tappings are 180mm and approx. 64-74mm off the wall. Tappings height difference 100mm. Projection from wall is 84-94mm. Price includes radiator and wall fixing sets, valves extra.


Matt White




Matt Anthracite



Matt Black



Chrome



Designer Range

PORTCHESTER



Pictured 41.0715 Matt White



Pictured 41.0718 Chrome

A masterpiece for your bathroom or any other room. The round vertical bars at the top can be used as towel / bathrobe hangers and the 3 x robe hooks can be used to dry your towels too. This exceptional design is available in 4 colour options.

Portchester Vertical Radiator - Matt White								
Size H x W	ΔT30 Watts	ΔT50 Watts	Element Output	Element Type	Code	£ Ex VAT	£ Inc VAT	
1200 x 225mm	121	227	100W	A, A+, B, D, E, F, G	41.0715	132.00	158.40	

Portchester Vertical Radiator - Matt Black								
Size H x W	ΔT30 Watts	ΔT50 Watts	Element Output	Element Type	Code	£ Ex VAT	£ Inc VAT	
1200 x 225mm	121	227	100W	A, A+, B, D, E, F, G	41.0717	132.00	158.40	

Portchester Vertical Radiator - Matt Anthracite								
Size H x W	ΔT30 Watts	ΔT50 Watts	Element Output	Element Type	Code	£ Ex VAT	£ Inc VAT	
1200 x 225mm	121	227	100W	A, A+, B, D, E, F, G	41.0716	132.00	158.40	

Portchester Vertical Radiator - Chrome								
Size H x W	ΔT30 Watts	ΔT50 Watts	Element Output	Element Type	Code	£ Ex VAT	£ Inc VAT	
1200 x 225mm	79	156	100W	A, A+, B, D, E, F, G	41.0718	181.00	217.20	

FEATURES

- 45mm diameter vertical profiles
- Comes with pre-fitted 3 x robe hooks
- Rear fixing metal wall brackets
- Tested to BS EN 442 standards
- State-of-the-Art welding technology
- 5 Year Manufacturer's Warranty*
- *With conditions



Technical Tables & Drawings

Page 398-399



TECHNICAL INFORMATION

All measurements in Height by Width. Radiators that are electric only are restricted to the heat output of the elements. Element size can be increased to full capacity of rail if using element type B, D, E, F or G. For element types see pages 336-349. For matching valves see pages 350-365. For indirect heating systems only. Tappings are 180mm and approx. 67-77mm off the wall. Tappings height difference 100mm. Projection from wall is 89-99mm. Price includes radiator and wall fixing sets, valves extra.



Designer Range

LAMBOURNE

Warranty

5

Year

Heating



Pictured 89.1701 Chrome (side connection valves shown)

Side or Bottom connections

Rear fixing metal wall brackets

A masterpiece for your bathroom or any other room. The vertical bars at the ends can be used as towel / bathrobe hangers, middle section at the top can be used to dry your towels too. This exceptional design is available in 2 heights and 2 widths with 4 colour options.

FEATURES

- 42mm diameter horizontal bars
 - 42mm diameter vertical profiles
 - Rear fixing metal wall brackets
 - Tested to BS EN 442 standards
 - State-of-the-Art welding technology
 - Can have either side or bottom connections
 - 4 colours available from stock
 - 5 Year Manufacturer's Warranty*
- *With conditions

Technical Tables & Drawings

Page 398-399



TECHNICAL INFORMATION

All measurements in Height by Width. For matching valves see pages 350-365. For indirect heating systems only. **For side connection**, tappings are the width of the rail and approx. 85mm off the wall. **For bottom connection**, tappings are approx. 180mm less than the width of the rail and approx. 106mm off the wall. Projection from wall 127mm. Price includes radiator and wall fixing sets, valves extra.

Designer Range

LAMBOURNE

Lambourne Designer Radiator - Matt White							
Size H x W	ΔT30 Watts	ΔT50 Watts	Element Output	Element Type	Code	£ Ex VAT	£ Inc VAT
1200 x 420mm	267	513	N/A	N/A	89.1703	321.00	385.20
1200 x 540mm	344	662	N/A	N/A	89.1704	401.00	481.20
1800 x 420mm	360	700	N/A	N/A	89.1695	399.00	478.80
1800 x 540mm	464	903	N/A	N/A	89.1696	499.00	598.80

Lambourne Designer Radiator - Matt Anthracite							
Size H x W	ΔT30 Watts	ΔT50 Watts	Element Output	Element Type	Code	£ Ex VAT	£ Inc VAT
1200 x 420mm	267	513	N/A	N/A	89.1705	321.00	385.20
1200 x 540mm	344	662	N/A	N/A	89.1706	401.00	481.20
1800 x 420mm	360	700	N/A	N/A	89.1697	399.00	478.80
1800 x 540mm	464	903	N/A	N/A	89.1698	499.00	598.80

Lambourne Designer Radiator - Matt Black							
Size H x W	ΔT30 Watts	ΔT50 Watts	Element Output	Element Type	Code	£ Ex VAT	£ Inc VAT
1200 x 420mm	267	513	N/A	N/A	89.1707	321.00	385.20
1200 x 540mm	344	662	N/A	N/A	89.1708	401.00	481.20
1800 x 420mm	360	700	N/A	N/A	89.1699	399.00	478.80
1800 x 540mm	464	903	N/A	N/A	89.1700	499.00	598.80

Lambourne Designer Radiator - Chrome							
Size H x W	ΔT30 Watts	ΔT50 Watts	Element Output	Element Type	Code	£ Ex VAT	£ Inc VAT
1200 x 420mm	172	336	N/A	N/A	89.1709	427.00	512.40
1200 x 540mm	223	433	N/A	N/A	89.1710	532.00	638.40
1800 x 420mm	261	513	N/A	N/A	89.1701	532.00	638.40
1800 x 540mm	337	661	N/A	N/A	89.1702	665.00	798.00




Pictured 89.1706 Matt Anthracite (bottom connection valves shown)



Side Connection shown



Bottom Connection shown: Valves can also be fitted from the bottom inlets.




Matt White



Matt Anthracite



Matt Black



Chrome



Designer Range

MURANO VERTICAL

Pictured 89.0908 Matt Grey



Warranty

5
Year

Heating



Diameter (Ø)

22
MM Bars

Pictured 89.0916 Matt Anthracite



Double profile construction

Murano Vertical Radiator - Gloss White

Size H x W	ΔT30 Watts	ΔT50 Watts	Element Output	Element Type	Code	£ Ex VAT	£ Inc VAT
1800 x 310mm	388	749	N/A	N/A	89.0901	451.00	541.20
1800 x 410mm	533	1029	N/A	N/A	89.0902	600.00	720.00
1800 x 510mm	683	1319	N/A	N/A	89.0903	749.00	898.80

Murano Vertical Radiator - Matt Grey

Size H x W	ΔT30 Watts	ΔT50 Watts	Element Output	Element Type	Code	£ Ex VAT	£ Inc VAT
1800 x 310mm	388	749	N/A	N/A	89.0908	451.00	541.20
1800 x 410mm	533	1029	N/A	N/A	89.0909	600.00	720.00
1800 x 510mm	683	1319	N/A	N/A	89.0910	749.00	898.80

Murano Vertical Radiator - Matt Anthracite

Size H x W	ΔT30 Watts	ΔT50 Watts	Element Output	Element Type	Code	£ Ex VAT	£ Inc VAT
1800 x 310mm	388	749	N/A	N/A	89.0915	451.00	541.20
1800 x 410mm	533	1029	N/A	N/A	89.0916	600.00	720.00
1800 x 510mm	683	1319	N/A	N/A	89.0917	749.00	898.80

Murano Vertical Radiator - Matt Black

Size H x W	ΔT30 Watts	ΔT50 Watts	Element Output	Element Type	Code	£ Ex VAT	£ Inc VAT
1800 x 310mm	388	749	N/A	N/A	89.0922	451.00	541.20
1800 x 410mm	533	1029	N/A	N/A	89.0923	600.00	720.00
1800 x 510mm	683	1319	N/A	N/A	89.0924	749.00	898.80

Double vertical round bars and double horizontal bars create this eye catching radiator; Murano. Available in vertical horizontal styles with 4 finishes.

FEATURES

- 22mm diameter vertical bars
- Double tube on tube construction
- Tested to BS EN 442 standards
- 4 colours available from stock
- State-of-the-Art welding technology
- Not suitable for elements
- 5 Year Manufacturer's Warranty*
- * With conditions

Technical Tables
& Drawings

Page 400-401



TECHNICAL INFORMATION

All measurements in Height by Width. **Not suitable for elements.** For matching valves see pages 350-365. For indirect heating systems only. Comes with built-in flow diverter. Tappings are width of the rail and approx. 50mm off the wall. Projection from wall is 86mm. Price includes radiator and wall fixing sets, valves extra.

Designer Range

MURANO HORIZONTAL



- Warranty**
5 Year
- Heating**
Icon of a flame and a radiator
- All Electric**
Icon of a plug and a lightning bolt
- Dual-Fuel**
Icon of a plug, a lightning bolt, and a flame
- Diameter (Ø)**
22 MM Bars

Pictured 89.0897 Gloss White



Pictured 89.0920 Matt Black



Double profile construction

Murano Horizontal Radiator - Gloss White

Size H x W	ΔT30 Watts	ΔT50 Watts	Element Output	Element Type	Code	£ Ex VAT	£ Inc VAT
600 x 800mm	377	695	300W	A, A+, B, D, F, G	89.0897	334.00	400.80
600 x 1000mm	482	887	450W	A, A+, B, D, F, G	89.0898	418.00	501.60
600 x 1200mm	589	1084	450W	A, A+, B, D, F, G	89.0899	501.00	601.20
600 x 1400mm	697	1283	600W	A+, B, D, F, G	89.0900	585.00	702.00

Murano Horizontal Radiator - Matt Anthracite

Size H x W	ΔT30 Watts	ΔT50 Watts	Element Output	Element Type	Code	£ Ex VAT	£ Inc VAT
600 x 800mm	377	695	300W	A, A+, B, D, F, G	89.0911	334.00	400.80
600 x 1000mm	482	887	450W	A, A+, B, D, F, G	89.0912	418.00	501.60
600 x 1200mm	589	1084	450W	A, A+, B, D, F, G	89.0913	501.00	601.20
600 x 1400mm	697	1283	600W	A+, B, D, F, G	89.0914	585.00	702.00

Murano Horizontal Radiator - Matt Grey

Size H x W	ΔT30 Watts	ΔT50 Watts	Element Output	Element Type	Code	£ Ex VAT	£ Inc VAT
600 x 800mm	377	695	300W	A, A+, B, D, F, G	89.0904	334.00	400.80
600 x 1000mm	482	887	450W	A, A+, B, D, F, G	89.0905	418.00	501.60
600 x 1200mm	589	1084	450W	A, A+, B, D, F, G	89.0906	501.00	601.20
600 x 1400mm	697	1283	600W	A+, B, D, F, G	89.0907	585.00	702.00

Murano Horizontal Radiator - Matt Black

Size H x W	ΔT30 Watts	ΔT50 Watts	Element Output	Element Type	Code	£ Ex VAT	£ Inc VAT
600 x 800mm	377	695	300W	A, A+, B, D, F, G	89.0918	334.00	400.80
600 x 1000mm	482	887	450W	A, A+, B, D, F, G	89.0919	418.00	501.60
600 x 1200mm	589	1084	450W	A, A+, B, D, F, G	89.0920	501.00	601.20
600 x 1400mm	697	1283	600W	A+, B, D, F, G	89.0921	585.00	702.00

FEATURES

- 22mm diameter horizontal bars
- Double tube on tube construction
- Tested to BS EN 442 standards
- 4 colours available from stock
- State-of-the-Art welding technology
- Can be single, dual fuel or all electric
- 5 Year Manufacturer's Warranty*
- * With conditions

Technical Tables & Drawings

Page 400-401



TECHNICAL INFORMATION

All measurements in Height by Width. Radiators that are electric only are restricted to the heat output of the elements. Element size can be increased to full capacity of rail if using element type B, D, F or G. For element types see pages 336-349. For matching valves see pages 350-365. For indirect heating systems only. Tappings are approx. 45mm less than the width of the rail and approx. 81mm off the wall. Projection from wall is 117mm. Price includes radiator and wall fixing sets, valves extra.

Designer Range


RYTON

Warranty


5

Year


Heating

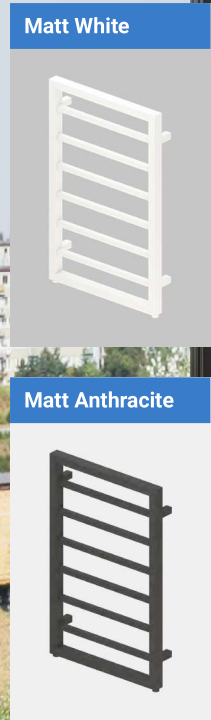


All Electric



Dual-Fuel





Pictured 61.0017 Chrome

Framed rectangular designer towel rail available in a variety of finishes to create a stylish focal point in any bathroom.

FEATURES

- Tested to BS EN 442 standards
- A brave alternative for a basic towel radiator
- Can be single, dual fuel or all electric (element can only be fitted on the right hand side)
- 5 Year Manufacturer's Warranty*
- * With conditions

Technical Tables & Drawings
Page 400-401



Ryton Towel Rail - Matt White REDUCED PRICES

Size H x W	ΔT30 Watts*	ΔT50 Watts*	Element Output	Element Type	Code	£ Ex VAT	£ Inc VAT
800 x 500mm	106	201	150W	A, A+, B, D, E, F, G	61.0002	256.00	307.20
800 x 600mm	117	222	150W	A, A+, B, D, E, F, G	61.0003	280.00	336.00
1200 x 500mm	158	301	150W	A, A+, B, D, E, F, G	61.0004	320.00	384.00
1200 x 600mm	174	332	150W	A, A+, B, D, E, F, G	61.0005	349.00	418.80
1600 x 500mm	210	401	300W	A, A+, B, D, E, F, G	61.0006	408.00	489.60
1600 x 600mm	232	442	300W	A, A+, B, D, E, F, G	61.0007	445.00	534.00

Ryton Towel Rail - Matt Anthracite REDUCED PRICES

Size H x W	ΔT30 Watts*	ΔT50 Watts*	Element Output	Element Type	Code	£ Ex VAT	£ Inc VAT
800 x 500mm	106	201	150W	A, A+, B, D, E, F, G	61.0008	256.00	307.20
800 x 600mm	117	222	150W	A, A+, B, D, E, F, G	61.0009	280.00	336.00
1200 x 500mm	158	301	150W	A, A+, B, D, E, F, G	61.0010	320.00	384.00
1200 x 600mm	174	332	150W	A, A+, B, D, E, F, G	61.0011	349.00	418.80
1600 x 500mm	210	401	300W	A, A+, B, D, E, F, G	61.0012	408.00	489.60
1600 x 600mm	232	442	300W	A, A+, B, D, E, F, G	61.0013	445.00	534.00

Ryton Towel Rail - Chrome REDUCED PRICES

Size H x W	ΔT30 Watts*	ΔT50 Watts*	Element Output	Element Type	Code	£ Ex VAT	£ Inc VAT
800 x 500mm	71	134	100W	A, A+, B, D, E, F, G	61.0014	360.00	432.00
800 x 600mm	77	147	100W	A, A+, B, D, E, F, G	61.0015	403.00	483.60
1200 x 500mm	105	200	150W	A, A+, B, D, E, F, G	61.0016	453.00	543.60
1200 x 600mm	116	220	150W	A, A+, B, D, E, F, G	61.0017	507.00	608.40
1600 x 500mm	140	266	150W	A, A+, B, D, E, F, G	61.0018	550.00	660.00
1600 x 600mm	154	293	150W	A, A+, B, D, E, F, G	61.0019	616.00	739.20

* Further heat output information available on eastbrooktrade.com **E&O A**

TECHNICAL INFORMATION

All measurements in Height by Width. Radiators that are electric only are restricted to the heat output of the elements. Element size can be increased to full capacity of rail if using element type B, D, E, F or G. Element can only be fitted on the right hand side. For element types see pages 336-349. For matching valves see pages 350-365. For indirect heating systems only. Tappings are approx. 30mm less than the width of the rail and approx. 75-90mm off the wall. Price includes radiator and wall fixing sets, valves extra.

Designer Range

KENILWORTH

Warranty

5
Year

Heating



All Electric




Dual-Fuel



Matt White



Matt Anthracite



Pictured 61.0032 Chrome



A contemporary take on a traditional towel rail. This round edged framed design available in a variety of colours will be sure to suit any bathroom.

FEATURES

- Tested to BS EN 442 standards
- A brave alternative for a basic towel radiator
- Can be single, dual fuel or all electric (element can only be fitted on the right hand side)
- 5 Year Manufacturer's Warranty*
- * With conditions

Technical Tables
& Drawings
Page 400-401



Kenilworth Towel Rail - Matt White REDUCED PRICES

Size H x W	ΔT30 Watts*	ΔT50 Watts*	Element Output	Element Type	Code	£ Ex VAT	£ Inc VAT
800 x 500mm	105	200	150W	A, A+, B, D, E, F, G	61.0020	244.00	292.80
800 x 600mm	117	223	150W	A, A+, B, D, E, F, G	61.0021	266.00	319.20
1200 x 500mm	158	300	150W	A, A+, B, D, E, F, G	61.0022	309.00	370.80
1200 x 600mm	175	334	150W	A, A+, B, D, E, F, G	61.0023	337.00	404.40
1600 x 500mm	210	400	300W	A, A+, B, D, E, F, G	61.0024	397.00	476.40
1600 x 600mm	233	444	300W	A, A+, B, D, E, F, G	61.0025	433.00	519.60

Kenilworth Towel Rail - Matt Anthracite REDUCED PRICES

Size H x W	ΔT30 Watts*	ΔT50 Watts*	Element Output	Element Type	Code	£ Ex VAT	£ Inc VAT
800 x 500mm	105	200	150W	A, A+, B, D, E, F, G	61.0026	244.00	292.80
800 x 600mm	117	223	150W	A, A+, B, D, E, F, G	61.0027	266.00	319.20
1200 x 500mm	158	300	150W	A, A+, B, D, E, F, G	61.0028	309.00	370.80
1200 x 600mm	175	334	150W	A, A+, B, D, E, F, G	61.0029	337.00	404.40
1600 x 500mm	210	400	300W	A, A+, B, D, E, F, G	61.0030	397.00	476.40
1600 x 600mm	233	444	300W	A, A+, B, D, E, F, G	61.0031	433.00	519.60

Kenilworth Towel Rail - Chrome REDUCED PRICES

Size H x W	ΔT30 Watts*	ΔT50 Watts*	Element Output	Element Type	Code	£ Ex VAT	£ Inc VAT
800 x 500mm	70	133	100W	A, A+, B, D, E, F, G	61.0032	343.00	411.60
800 x 600mm	78	148	100W	A, A+, B, D, E, F, G	61.0033	384.00	460.80
1200 x 500mm	105	199	150W	A, A+, B, D, E, F, G	61.0034	437.00	524.40
1200 x 600mm	116	221	150W	A, A+, B, D, E, F, G	61.0035	489.00	586.80
1600 x 500mm	139	265	150W	A, A+, B, D, E, F, G	61.0036	527.00	632.40
1600 x 600mm	154	294	150W	A, A+, B, D, E, F, G	61.0037	590.00	708.00

* Further heat output information available on eastbrooktrade.com E&OA

TECHNICAL INFORMATION

All measurements in Height by Width. Radiators that are electric only are restricted to the heat output of the elements. Element size can be increased to full capacity of rail if using element type B, D, E, F or G. Element can only be fitted on the right hand side. For element types see pages 336-349. For matching valves see pages 350-365. For indirect heating systems only. Tappings are approx. 32mm less than the width of the rail and approx. 76-91mm off the wall. Price includes radiator and wall fixing sets, valves extra.

Designer Range

LOXLEY

The Loxley range features contemporary clean lines. The square tubes and profiles gives this towel rail an ultra-modern look.

FEATURES

- Tested to BS EN 442 standards
 - Modern adaption of a traditional design
 - Concealed wall brackets
 - Can be single, dual fuel** or all electric** (element can only be fitted on the right hand side)
 - 5 Year Manufacturer's Warranty*
- * With conditions
** Only certain sizes, see below table



Pictured 61.0047 Chrome

Technical Tables & Drawings

Page 402-403



Warranty

5

Year

Heating

All Electric

Dual-Fuel

Loxley Towel Rail - Matt White REDUCED PRICES

Size H x W	ΔT30 Watts*	ΔT50 Watts*	Element Output	Element Type	Code	£ Ex VAT	£ Inc VAT
800 x 500mm	81	154	100W	A, A+, B, D, F, G	61.0038	406.00	487.20
800 x 600mm	91	172	100W	A, A+, B, D, F, G	61.0039	443.00	531.60
1200 x 500mm	121	231	150W	A, A+, B, D, E, F, G	61.0040	447.00	536.40
1200 x 600mm	135	257	150W	A, A+, B, D, E, F, G	61.0041	488.00	585.60

Loxley Towel Rail - Matt Anthracite REDUCED PRICES

Size H x W	ΔT30 Watts*	ΔT50 Watts*	Element Output	Element Type	Code	£ Ex VAT	£ Inc VAT
800 x 500mm	81	154	100W	A, A+, B, D, F, G	61.0042	406.00	487.20
800 x 600mm	91	172	100W	A, A+, B, D, F, G	61.0043	443.00	531.60
1200 x 500mm	121	231	150W	A, A+, B, D, E, F, G	61.0044	447.00	536.40
1200 x 600mm	135	257	150W	A, A+, B, D, E, F, G	61.0045	488.00	585.60

Loxley Towel Rail - Chrome REDUCED PRICES

Size H x W	ΔT30 Watts*	ΔT50 Watts*	Element Output	Element Type	Code	£ Ex VAT	£ Inc VAT
800 x 500mm	54	103	N/A	N/A	61.0046	460.00	552.00
800 x 600mm	60	114	N/A	N/A	61.0047	515.00	618.00
1200 x 500mm	81	154	100W	A, A+, B, D, F, G	61.0048	518.00	621.60
1200 x 600mm	90	170	100W	A, A+, B, D, F, G	61.0049	580.00	696.00

* Further heat output information available on eastbrooktrade.com E&OA

TECHNICAL INFORMATION

All measurements in Height by Width. Radiators that are electric only are restricted to the heat output of the elements. Element size can be increased to full capacity of rail if using element type B, D, E, F or G. Element can only be fitted on the right hand side. For element types see pages 336-349. For matching valves see pages 350-365. For indirect heating systems only. Tappings are approx. 59mm less than the width of the rail and approx. 76mm off the wall. Price includes radiator and wall fixing sets, valves extra.

Chrome

800mm High

Chrome

1200mm High

Concealed Wall Brackets

Concealed Wall Brackets

Designer Range



SWATCHES AVAILABLE



Pictured 61.0056 Matt Anthracite

ESHTON

A fresh take on the traditional towel rail. The Eshton range features both round tubes and profiles for a complete contemporary look.

FEATURES

- Tested to BS EN 442 standards
- Modern adaption of a traditional design
- Concealed wall brackets
- Can be single, dual fuel or all electric (element can only be fitted on the right hand side)
- 5 Year Manufacturer's Warranty*
* With conditions

Technical Tables & Drawings
Page 402-403



Warranty

5

Year

Heating

All Electric

Dual-Fuel

Eshton Towel Rail - Matt White REDUCED PRICES							
Size H x W	ΔT30 Watts*	ΔT50 Watts*	Element Output	Element Type	Code	£ Ex VAT	£ Inc VAT
800 x 500mm	104	197	150W	A, A+, B, D, E, F, G	61.0050	368.00	441.60
800 x 600mm	116	220	150W	A, A+, B, D, E, F, G	61.0051	402.00	482.40
1200 x 500mm	155	296	150W	A, A+, B, D, E, F, G	61.0052	411.00	493.20
1200 x 600mm	172	328	150W	A, A+, B, D, E, F, G	61.0053	448.00	537.60

Eshton Towel Rail - Matt Anthracite REDUCED PRICES							
Size H x W	ΔT30 Watts*	ΔT50 Watts*	Element Output	Element Type	Code	£ Ex VAT	£ Inc VAT
800 x 500mm	104	197	150W	A, A+, B, D, E, F, G	61.0054	368.00	441.60
800 x 600mm	116	220	150W	A, A+, B, D, E, F, G	61.0055	402.00	482.40
1200 x 500mm	155	296	150W	A, A+, B, D, E, F, G	61.0056	411.00	493.20
1200 x 600mm	172	328	150W	A, A+, B, D, E, F, G	61.0057	448.00	537.60

Eshton Towel Rail - Chrome REDUCED PRICES							
Size H x W	ΔT30 Watts*	ΔT50 Watts*	Element Output	Element Type	Code	£ Ex VAT	£ Inc VAT
800 x 500mm	69	131	100W	A, A+, B, D, F, G	61.0058	425.00	510.00
800 x 600mm	77	146	100W	A, A+, B, D, F, G	61.0059	476.00	571.20
1200 x 500mm	103	196	150W	A, A+, B, D, E, F, G	61.0060	484.00	580.80
1200 x 600mm	115	218	150W	A, A+, B, D, E, F, G	61.0061	532.00	638.40

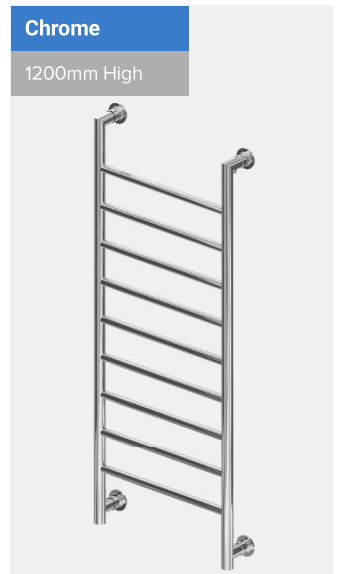
* Further heat output information available on eastbrooktrade.com **E&OA**

TECHNICAL INFORMATION

All measurements in Height by Width. Radiators that are electric only are restricted to the heat output of the elements. Element size can be increased to full capacity of rail if using element type B, D, E, F or G. Element can only be fitted on the right hand side. For element types see pages 336-349. For matching valves see pages 350-365. For indirect heating systems only. Tappings are approx. 59mm less than the width of the rail and approx. 77mm off the wall. Price includes radiator and wall fixing sets, valves extra.



Chrome
800mm High



Chrome
1200mm High



Concealed Wall Brackets



Concealed Wall Brackets

Designer Range

RUBANO VERTICAL

Pictured 81.0058 Gloss White

Warranty

5

Year

Heating



All Electric



Dual-Fuel



Technical Tables
& Drawings

Page 402-403



HEATING NOTE: Radiators that are electric only are restricted to the heat output of the elements.



Close-up without vent caps



A modern take on the traditional radiator. The range features larger profiles for a more contemporary look. Available in gloss white, matt anthracite and a range of sizes makes the Rubano an ideal radiator for any household room.

Rubano Vertical - Gloss White							
Size H x W	ΔT30 Watts	ΔT50 Watts	Element Output	Element Type	Code	£ Ex VAT	£ Inc VAT
1800 x 383mm	580	1122	300W	A, A+, C*, H*	81.0058	428.00	513.60
1800 x 503mm	773	1496	600W	A+, C**, H**	81.0059	569.00	682.80

Rubano Vertical - Matt Anthracite							
Size H x W	ΔT30 Watts	ΔT50 Watts	Element Output	Element Type	Code	£ Ex VAT	£ Inc VAT
1800 x 383mm	580	1122	300W	A, A+, C*, H*	81.0064	436.00	523.20
1800 x 503mm	773	1496	600W	A+, C**, H**	81.0065	580.00	696.00

*Only 300W Element can be used. ** Only 900W Element can be used.


Rubano Radiator Feet			
Description	Code	£ Ex VAT	£ Inc VAT
Rubano Radiator Feet (pair) White	81.0066	37.00	44.40
Rubano Radiator Feet (pair) Matt Anthracite	81.0067	37.00	44.40

Round Vent Caps
Page 369



Designer Range

RUBANO HORIZONTAL



Pictured 81.0062 Matt Anthracite

HEATING NOTE: Radiators that are electric only are restricted to the heat output of the elements.

A modern take on the traditional radiator. The range features larger profiles for a more contemporary look. Available in gloss white, matt anthracite and a range of sizes makes the Rubano an ideal radiator for any household room.

Rubano Horizontal Radiators - Gloss White							
Size H x W	Δ T30 Watts	Δ T50 Watts	Element Output	Element Type	Code	£ Ex VAT	£ Inc VAT
600 x 383mm	199	386	300W	A, A+, C*, H*	81.0054	174.00	208.80
600 x 623mm	331	643	450W	A, A+, C, E**, H	81.0055	284.00	340.80
600 x 803mm	430	836	600W	A, A+, C, E, H	81.0056	367.00	440.40
600 x 1103mm	596	1157	900W	A, A+, C, H	81.0057	506.00	607.20

*Element Type C and H only 300W can be used. **Element Type E only 300W can be used.

Rubano Horizontal Radiators - Matt Anthracite							
Size H x W	Δ T30 Watts	Δ T50 Watts	Element Output	Element Type	Code	£ Ex VAT	£ Inc VAT
600 x 383mm	199	386	300W	A, A+, C*, H*	81.0060	177.00	212.40
600 x 623mm	331	643	450W	A, A+, C, E**, H	81.0061	287.00	344.40
600 x 803mm	430	836	600W	A, A+, C, E, H	81.0062	375.00	450.00
600 x 1103mm	596	1157	900W	A, A+, C, H	81.0063	516.00	619.20

*Element Type C and H only 300W can be used. **Element Type E only 300W can be used.

Rubano Radiator Feet			
Description	Code	£ Ex VAT	£ Inc VAT
Rubano Radiator Feet (pair) White	81.0066	37.00	44.40
Rubano Radiator Feet (pair) Matt Anthracite	81.0067	37.00	44.40

Warranty

5

Year

Heating

All Electric

Dual-Fuel

FEATURES

- Tested to BS EN 442 standards
 - Modern style column radiator
 - Radiator feet option available to get the modern look
 - Does not require flow diverter
 - Can be single, dual fuel or all electric
 - 5 Year Manufacturer's Warranty*
- * With conditions


Technical Tables & Drawings
Page 402-403



TECHNICAL INFORMATION

All measurements in Height by Width. Radiators that are electric only are restricted to the heat output of the elements. Element size can be increased to full capacity of rail if using element type C, E or H. For element types see pages 336-349. For matching valves see pages 350-365. For indirect heating systems only. Tappings are approx. the width of the rail and 74mm off the wall. Price includes radiator and wall fixing sets, valves extra.

Optional Extra:
Rubano Radiator Feet



Round Vent Caps
Page 369



Designer Range

ROWSHAM VERTICAL

Pictured 89.0103 Matt White



Bar Dimensions (mm)

Vertical Bars 40 x 20mm

Pictured 89.0109 Matt Anthracite with 89.0112 Chrome Towel Hanger



The Rowsham Vertical is a designer radiator with stunning clean lines that complement any room.

FEATURES

- 40 x 20mm vertical bars
 - Comes with pre-fitted flow diverter
 - Tested to BS EN 442 standards
 - 5 Year manufacturer's warranty*
 - Not suitable for elements
- * With conditions

**Technical Tables
& Drawings**
Page 404-405




Rowsham Vertical - Matt White					
Size H x W	ΔT30 Watts	ΔT50 Watts	Code	£ Ex VAT	£ Inc VAT
1800 x 300mm	419	822	89.0102	350.00	420.00
1800 x 380mm	545	1069	89.0103	448.00	537.60
1800 x 500mm	739	1451	89.0104	461.00	553.20

Rowsham Vertical - Matt Anthracite					
Size H x W	ΔT30 Watts	ΔT50 Watts	Code	£ Ex VAT	£ Inc VAT
1800 x 300mm	419	822	89.0109	350.00	420.00
1800 x 380mm	545	1069	89.0110	448.00	537.60
1800 x 500mm	739	1451	89.0111	461.00	553.20

Designer Range

ROWSHAM VERTICAL



SWATCHES AVAILABLE

Pictured 89.0111 Matt Anthracite

Bar Dimensions (mm)
Vertical Bars 40 x 20mm

COMPLETE THE LOOK

Radiator Valves
Page: 350-365

Round Vent Caps

Page 369

TECHNICAL INFORMATION

All measurements in Height by Width. **Not suitable for elements.** For matching valves see pages 350-365. For indirect heating systems only. Tappings are the width of the rail and approx. 54mm off the wall. Price includes radiator and wall fixing sets, valves extra.

Warranty

5
Year

Heating



Optional Extra - Towel Hanger - Chrome

Description	Code	£ Ex VAT	£ Inc VAT
Towel Hanger 300mm	89.0112	74.00	88.80

Compatible with Vertical and Horizontal Radiators. Can be fitted after installation (vertical radiators only).

Designer Range

ROWSHAM HORIZONTAL

Pictured 89.0098 Matt White



Bar Dimensions (mm)

Vertical Bars 40 x 20mm



Pictured 89.0107 Matt Anthracite

Technical Tables & Drawings
Page 404-405



The Rowsham Horizontal is a designer radiator with stunning clean lines that complement any room.

Rowsham Horizontal - Matt White

Size H x W	△ T30 Watts	△ T50 Watts	Code	£ Ex VAT	£ Inc VAT
600 x 580mm	265	505	89.0098	324.00	388.80
600 x 780mm	369	702	89.0099	363.00	435.60
600 x 980mm	475	905	89.0100	415.00	498.00
600 x 1180mm	584	1113	89.0101	482.00	578.40

Rowsham Horizontal - Matt Anthracite

Size H x W	△ T30 Watts	△ T50 Watts	Code	£ Ex VAT	£ Inc VAT
600 x 580mm	265	505	89.0105	324.00	388.80
600 x 780mm	369	702	89.0106	363.00	435.60
600 x 980mm	475	905	89.0107	415.00	498.00
600 x 1180mm	584	1113	89.0108	482.00	578.40

FEATURES

- 40 x 20mm vertical bars
 - Comes with pre-fitted flow diverter
 - Tested to BS EN 442 standards
 - 5 Year manufacturer's warranty*
 - Not suitable for elements
- * With conditions

Round Vent Caps

Page 369



TECHNICAL INFORMATION

All measurements in Height by Width. **Not suitable for elements.** For matching valves see pages 350-365. For indirect heating systems only. Tappings are the width of the rail and approx. 54mm off the wall. Price includes radiator and wall fixing sets, valves extra.

Warranty

5

Year

Heating



Optional Extra - Towel Hanger - Chrome

Description	Code	£ Ex VAT	£ Inc VAT
Towel Hanger 300mm	89.0112	74.00	88.80

Compatible with Vertical and Horizontal Radiators. **Must be fitted before installation** (horizontal radiators only).

Designer Range

ROWSHAM TOWEL RAIL

Technical Tables
& Drawings
Page 404-405



Pictured 89.1393 Matt White

Rear fixing metal wall brackets



Pictured 89.1396 Matt Anthracite

Bar Dimensions (mm)

Horizontal Bars 40 x 20mm

The Rowsham Towel Rail is a designer towel rail with stunning clean lines that has also high heat output.

Rowsham Towel Rail - Matt White							
Size H x W	ΔT30 Watts	ΔT50 Watts	Element Output	Element Type	Code	£ Ex VAT	£ Inc VAT
800 x 500mm	250	465	300W	A, A+, B, D, E, F, G	89.1388	228.00	273.60
800 x 600mm	270	502	300W	A, A+, B, D, E, F, G	89.1389	263.00	315.60
1200 x 500mm	371	695	450W	A, A+, B, D, E, F, G	89.1390	375.00	450.00
1200 x 600mm	401	750	600W	A, A+, B, D, E, F, G	89.1391	434.00	520.80
1800 x 500mm	562	1061	600W	A, A+, B, D, E, F, G	89.1392	519.00	622.80
1800 x 600mm	606	1145	750W	A, A+, B, D, E, F, G	89.1393	601.00	721.20

Rowsham Towel Rail - Matt Anthracite							
Size H x W	ΔT30 Watts	ΔT50 Watts	Element Output	Element Type	Code	£ Ex VAT	£ Inc VAT
800 x 500mm	250	465	300W	A, A+, B, D, E, F, G	89.1394	228.00	273.60
800 x 600mm	270	502	300W	A, A+, B, D, E, F, G	89.1395	263.00	315.60
1200 x 500mm	371	695	450W	A, A+, B, D, E, F, G	89.1396	375.00	450.00
1200 x 600mm	401	750	600W	A, A+, B, D, E, F, G	89.1397	434.00	520.80
1800 x 500mm	562	1061	600W	A, A+, B, D, E, F, G	89.1398	519.00	622.80
1800 x 600mm	606	1145	750W	A, A+, B, D, E, F, G	89.1399	601.00	721.20

Warranty

5

Year

Heating

All Electric

Dual-Fuel

TECHNICAL INFORMATION

All measurements in Height by Width. Radiators that are electric only are restricted to the heat output of the elements. Element size can be increased to full capacity of rail if using element type B, D, E, F or G. For element types see pages 336-349. For matching valves see pages 350-365. For indirect heating systems only. Tappings are approx. 32mm less than the width of the rail and 83mm off the wall. Projection from wall is 139mm. Price includes radiator and wall fixing sets, valves extra.

Round Vent Caps
Page 369



Designer Range

WINGRAVE FLAT PANEL

1800mm High



Rear fixing metal wall brackets

Pictured 89.1453 Gloss White with 89.1489 Towel Hangers x3 and 54.0003 TRV Valve

1200mm High



Suitable for Dual Fuel Installation

Comes with 50mm middle connection in addition to standard side connections.



Pictured 89.1468 Matt Anthracite with 89.1472 Towel Hangers x2 and 41.3021 TRV Valve

No more heavy & bulky panel radiators! A minimalist cover has been added to the Wingrave Towel Rail with built-in middle connection option. Also the stylish towel hangers will allow you to use this radiator in your bathroom as well as other rooms. Available in 2 heights and 3 colours.

FEATURES

- Tested to BS EN 442 standards
 - Wingrave towel rail with with flat panel cover
 - Rear fixing metal wall brackets
 - Comes with 50mm middle connection in addition to standard side connections
 - Dual fuel connection without T piece, element fits in either left or right bottom side connection
 - Blanking plug and air vent are at the rear of the radiator
 - Can only be installed vertically
 - Can be single or dual fuel, or all electric
 - 5 Year Manufacturer's Warranty*
- *With conditions

Technical Tables
& Drawings
Page 404-405



Warranty

5
Year

Heating



All Electric



Dual-Fuel



Designer Range

WINGRAVE FLAT PANEL



Gloss White



Matt Anthracite



Matt Black



Rear View - Hidden air vent and blanking plug

TECHNICAL INFORMATION

All measurements in Height by Width. Radiators that are electric only are restricted to the heat output of the elements. Element size can be increased to full capacity of rail if using element type B, D, E, F or G. For element types see pages 336-349. For matching valves see pages 350-365. For indirect heating systems only. Middle connection is 50mm. and approx. 73mm off the wall. Side connections are 55mm less than the width of the rail and approx. 73mm off the wall. Price includes radiator and wall fixing sets, valves extra.

1200mm Height								
Wingrave Flat Panel Radiators - Gloss White								
Size H x W	ΔT30 Watts*	ΔT50 Watts*	Element Output	Element Type	Code	£ Ex VAT	£ Inc VAT	
1200 x 310mm	196	374	150W	A, A+, B, D, E, F, G	89.1455	260.00	312.00	
1200 x 410mm	247	471	300W	A, A+, B, D, E, F, G	89.1456	273.00	327.60	
1200 x 510mm	298	569	300W	A, A+, B, D, E, F, G	89.1457	297.00	356.40	
1200 x 610mm	350	667	450W	A, A+, B, D, E, F, G	89.1458	321.00	385.20	

Wingrave Flat Panel Radiators - Matt Anthracite								
Size H x W	ΔT30 Watts*	ΔT50 Watts*	Element Output	Element Type	Code	£ Ex VAT	£ Inc VAT	
1200 x 310mm	196	374	150W	A, A+, B, D, E, F, G	89.1467	281.00	337.20	
1200 x 410mm	247	471	300W	A, A+, B, D, E, F, G	89.1468	296.00	355.20	
1200 x 510mm	298	569	300W	A, A+, B, D, E, F, G	89.1469	321.00	385.20	
1200 x 610mm	350	667	450W	A, A+, B, D, E, F, G	89.1470	345.00	414.00	

Wingrave Flat Panel Radiators - Matt Black								
Size H x W	ΔT30 Watts*	ΔT50 Watts*	Element Output	Element Type	Code	£ Ex VAT	£ Inc VAT	
1200 x 310mm	196	374	150W	A, A+, B, D, E, F, G	89.1479	281.00	337.20	
1200 x 410mm	247	471	300W	A, A+, B, D, E, F, G	89.1480	296.00	355.20	
1200 x 510mm	298	569	300W	A, A+, B, D, E, F, G	89.1481	321.00	385.20	
1200 x 610mm	350	667	450W	A, A+, B, D, E, F, G	89.1482	345.00	414.00	

* Further heat output information available on eastbrooktrade.com **E&OA**


1800mm Height								
Wingrave Flat Panel Radiators - Gloss White								
Size H x W	ΔT30 Watts*	ΔT50 Watts*	Element Output	Element Type	Code	£ Ex VAT	£ Inc VAT	
1800 x 310mm	289	551	300W	A, A+, B, D, E, F, G	89.1451	315.00	378.00	
1800 x 410mm	364	694	450W	A, A+, B, D, E, F, G	89.1452	340.00	408.00	
1800 x 510mm	439	837	450W	A, A+, B, D, E, F, G	89.1453	380.00	456.00	
1800 x 610mm	514	980	600W	A, A+, B, D, E, F, G	89.1454	420.00	504.00	

Wingrave Flat Panel Radiators - Matt Anthracite								
Size H x W	ΔT30 Watts*	ΔT50 Watts*	Element Output	Element Type	Code	£ Ex VAT	£ Inc VAT	
1800 x 310mm	289	551	300W	A, A+, B, D, E, F, G	89.1463	341.00	409.20	
1800 x 410mm	364	694	450W	A, A+, B, D, E, F, G	89.1464	368.00	441.60	
1800 x 510mm	439	837	450W	A, A+, B, D, E, F, G	89.1465	410.00	492.00	
1800 x 610mm	514	980	600W	A, A+, B, D, E, F, G	89.1466	454.00	544.80	

Wingrave Flat Panel Radiators - Matt Black								
Size H x W	ΔT30 Watts*	ΔT50 Watts*	Element Output	Element Type	Code	£ Ex VAT	£ Inc VAT	
1800 x 310mm	289	551	300W	A, A+, B, D, E, F, G	89.1475	341.00	409.20	
1800 x 410mm	364	694	450W	A, A+, B, D, E, F, G	89.1476	368.00	441.60	
1800 x 510mm	439	837	450W	A, A+, B, D, E, F, G	89.1477	410.00	492.00	
1800 x 610mm	514	980	600W	A, A+, B, D, E, F, G	89.1478	454.00	544.80	

* Further heat output information available on eastbrooktrade.com **E&OA**

WINGRAVE FLAT PANEL TOWEL HANGERS




Towel Hanger - Gloss White				
Size	Code	£ Ex VAT	£ Inc VAT	
310mm	89.1459	50.00	60.00	
410mm	89.1460	54.00	64.80	
510mm	89.1461	61.00	73.20	
610mm	89.1462	68.00	81.60	



Towel Hanger - Matt Anthracite				
Size	Code	£ Ex VAT	£ Inc VAT	
310mm	89.1471	50.00	60.00	
410mm	89.1472	54.00	64.80	
510mm	89.1473	61.00	73.20	
610mm	89.1474	68.00	81.60	



Towel Hanger - Matt Black				
Size	Code	£ Ex VAT	£ Inc VAT	
310mm	89.1483	50.00	60.00	
410mm	89.1484	54.00	64.80	
510mm	89.1485	61.00	73.20	
610mm	89.1486	68.00	81.60	



Towel Hanger - Chrome				
Size	Code	£ Ex VAT	£ Inc VAT	
310mm	89.1487	50.00	60.00	
410mm	89.1488	54.00	64.80	
510mm	89.1489	61.00	73.20	
610mm	89.1490	68.00	81.60	

TECHNICAL INFORMATION

Vertical Radiators:

12000mm height radiators come with 2 towel hanger locations, with a maximum of 2 towel hangers - all widths; 310, 410, 510 and 610mm. 1800mm height radiators come with 3 towel hanger locations, with a maximum of 3 towel hangers - all widths; 310, 410, 510 and 610mm. Wingrave Flat Panel Towel Hangers are compatible with 1200mm & 1800mm height Wingrave Flat Panel Radiators. Towel hanger material is mild steel.

Must be fitted before installation.

Designer Range

TUNSTALL VERTICAL



Bar Dimensions (mm)

Vertical Bars 50 x 25mm

Pictured 89.0008 Chrome & 101.0035 Towel Hanger

Warranty

5
Year

Heating



Create a fresh new look with this elegant designer radiator which will suit any room in the house. Available in four colour finishes.

FEATURES

- 50 x 25mm vertical bars
- Comes with pre-fitted flow diverter
- Tested to BS EN 442 standards
- 5 Year manufacturer's warranty*
- Not suitable for elements
- * With conditions

Technical Tables & Drawings

Page 406-407



Round Vent Caps

Page 369






Robe Hooks

Page 366



Designer Range

TUNSTALL VERTICAL



Tunstall Vertical Radiators - Matt White							
Size H x W	Δ T30 Watts	Δ T50 Watts	Element Output	Element Type	Code	£ Ex VAT	£ Inc VAT
1800 x 280mm	235	459	N/A	N/A	89.0001	167.00	200.40
1800 x 350mm	303	592	N/A	N/A	89.1620	199.00	238.80
1800 x 420mm	373	729	N/A	N/A	89.0005	229.00	274.80
1800 x 490mm	445	870	N/A	N/A	89.1624	278.00	333.60
1800 x 560mm	518	1013	N/A	N/A	89.1628	323.00	387.60
1800 x 630mm	593	1159	N/A	N/A	89.0009	359.00	430.80

Tunstall Vertical Radiators - Matt Black							
Size H x W	Δ T30 Watts	Δ T50 Watts	Element Output	Element Type	Code	£ Ex VAT	£ Inc VAT
1800 x 280mm	235	459	N/A	N/A	89.0003	167.00	200.40
1800 x 350mm	303	592	N/A	N/A	89.1622	199.00	238.80
1800 x 420mm	373	729	N/A	N/A	89.0007	229.00	274.80
1800 x 490mm	445	870	N/A	N/A	89.1626	278.00	333.60
1800 x 560mm	518	1013	N/A	N/A	89.1630	323.00	387.60
1800 x 630mm	593	1159	N/A	N/A	89.0011	359.00	430.80


Tunstall Vertical Radiators - Matt Anthracite							
Size H x W	Δ T30 Watts	Δ T50 Watts	Element Output	Element Type	Code	£ Ex VAT	£ Inc VAT
1800 x 280mm	235	459	N/A	N/A	89.0002	167.00	200.40
1800 x 350mm	303	592	N/A	N/A	89.1621	199.00	238.80
1800 x 420mm	373	729	N/A	N/A	89.0006	229.00	274.80
1800 x 490mm	445	870	N/A	N/A	89.1625	278.00	333.60
1800 x 560mm	518	1013	N/A	N/A	89.1629	323.00	387.60
1800 x 630mm	593	1159	N/A	N/A	89.0010	359.00	430.80

Tunstall Vertical Radiators - Chrome							
Size H x W	Δ T30 Watts	Δ T50 Watts	Element Output	Element Type	Code	£ Ex VAT	£ Inc VAT
1800 x 280mm	133	254	N/A	N/A	89.0004	387.00	464.40
1800 x 350mm	177	337	N/A	N/A	89.1623	418.00	501.60
1800 x 420mm	222	424	N/A	N/A	89.0008	448.00	537.60
1800 x 490mm	270	515	N/A	N/A	89.1627	497.00	596.40
1800 x 560mm	320	609	N/A	N/A	89.1631	548.00	657.60
1800 x 630mm	371	707	N/A	N/A	89.0012	592.00	710.40


TECHNICAL INFORMATION

All measurements in Height by Width. For matching valves see pages 350-365. **Not suitable for elements.** For indirect heating systems only. Tappings are the width of the rail and approx. 52mm off the wall. Price includes radiator and wall fixing sets, valves extra.


Vertical Tunstall Towel Hangers




Towel Hanger - Matt White			
Size	Code	£ Ex VAT	£ Inc VAT
280mm	101.0028	60.00	72.00
350mm	89.1741	65.00	78.00
420mm	101.0032	73.00	87.60
490mm	89.1742	77.00	92.40
560mm	89.1743	80.00	96.00
630mm	101.0036	84.00	100.80



Towel Hanger - Matt Anthracite			
Size	Code	£ Ex VAT	£ Inc VAT
280mm	101.0029	60.00	72.00
350mm	89.1744	65.00	78.00
420mm	101.0033	73.00	87.60
490mm	89.1745	77.00	92.40
560mm	89.1746	80.00	96.00
630mm	101.0037	84.00	100.80



Towel Hanger - Matt Black			
Size	Code	£ Ex VAT	£ Inc VAT
280mm	101.0030	60.00	72.00
350mm	89.1747	65.00	78.00
420mm	101.0034	73.00	87.60
490mm	89.1748	77.00	92.40
560mm	89.1749	80.00	96.00
630mm	101.0038	84.00	100.80




Towel Hanger - Chrome			
Size	Code	£ Ex VAT	£ Inc VAT
280mm	101.0031	65.00	78.00
350mm	89.1750	72.00	86.40
420mm	101.0035	79.00	94.80
490mm	89.1751	84.00	100.80
560mm	89.1752	87.00	104.40
630mm	101.0039	90.00	108.00

The Vertical Tunstall Towel Hangers can be fitted on both sides of the radiator (as left hand or right hand). **Must be fitted before installation!**

Designer Range

TUNSTALL HORIZONTAL



Pictured 89.0020 Matt Anthracite

Bar Dimensions (mm)

Vertical Bars 50 x 25mm

The elliptical shape of these tubes will provide a stylish focus to any room. Available in three colours.

FEATURES

- 50 x 25mm vertical bars
- Comes with pre-fitted flow diverter
- Tested to BS EN 442 standards
- 5 Year manufacturer's warranty*
- Not suitable for elements
- * With conditions

Technical Tables & Drawings
Page 406-407



TECHNICAL INFORMATION

All measurements in Height by Width. Heat output based on $\Delta T60^{\circ}\text{C}$. For matching valves see pages 350-365. **Not suitable for elements.** For indirect heating systems only. Tappings are the width of the rail and approx. 52mm off the wall. Price includes radiator and wall fixing sets, valves extra.

Tunstall Horizontal Radiators - Matt White

Size H x W	$\Delta T30$ Watts	$\Delta T50$ Watts	Element Output	Element Type	Code	£ Ex VAT	£ Inc VAT
600 x 471mm	161	311	N/A	N/A	89.1632	137.00	164.40
600 x 589mm	207	402	N/A	N/A	89.0013	153.00	183.60
600 x 648mm	231	448	N/A	N/A	89.1635	167.00	200.40
600 x 825mm	304	590	N/A	N/A	89.0016	207.00	248.40
600 x 1002mm	380	737	N/A	N/A	89.0019	252.00	302.40
600 x 1061mm	406	787	N/A	N/A	89.1638	271.00	325.20
600 x 1179mm	458	887	N/A	N/A	89.0022	296.00	355.20

Tunstall Horizontal Radiators - Matt Anthracite

Size H x W	$\Delta T30$ Watts	$\Delta T50$ Watts	Element Output	Element Type	Code	£ Ex VAT	£ Inc VAT
600 x 471mm	161	311	N/A	N/A	89.1633	137.00	164.40
600 x 589mm	207	402	N/A	N/A	89.0014	153.00	183.60
600 x 648mm	231	448	N/A	N/A	89.1636	167.00	200.40
600 x 825mm	304	590	N/A	N/A	89.0017	207.00	248.40
600 x 1002mm	380	737	N/A	N/A	89.0020	252.00	302.40
600 x 1061mm	406	787	N/A	N/A	89.1639	271.00	325.20
600 x 1179mm	458	887	N/A	N/A	89.0023	296.00	355.20

Tunstall Horizontal Radiators - Matt Black

Size H x W	$\Delta T30$ Watts	$\Delta T50$ Watts	Element Output	Element Type	Code	£ Ex VAT	£ Inc VAT
600 x 471mm	161	311	N/A	N/A	89.1634	137.00	164.40
600 x 589mm	207	402	N/A	N/A	89.0015	153.00	183.60
600 x 648mm	231	448	N/A	N/A	89.1637	167.00	200.40
600 x 825mm	304	590	N/A	N/A	89.0018	207.00	248.40
600 x 1002mm	380	737	N/A	N/A	89.0021	252.00	302.40
600 x 1061mm	406	787	N/A	N/A	89.1640	271.00	325.20
600 x 1179mm	458	887	N/A	N/A	89.0024	296.00	355.20



Round Vent Caps
Page 369



Horizontal Tunstall Towel Hangers

Towel Hanger - Matt White			
Size	Code	£ Ex VAT	£ Inc VAT
330mm	101.0040	70.00	84.00
589mm	101.0044	84.00	100.80

Towel Hanger - Matt Anthracite			
Size	Code	£ Ex VAT	£ Inc VAT
330mm	101.0041	70.00	84.00
589mm	101.0045	84.00	100.80

Towel Hanger - Matt Black			
Size	Code	£ Ex VAT	£ Inc VAT
330mm	101.0042	70.00	84.00
589mm	101.0046	84.00	100.80

Towel Hanger - Chrome			
Size	Code	£ Ex VAT	£ Inc VAT
330mm	101.0043	70.00	84.00
589mm	101.0047	90.00	108.00

The Horizontal Tunstall Towel Hangers can be fitted on both sides of the radiator (as left hand or right hand).

Must be fitted before installation!

Designer Range

TUNSTALL TOWEL RAILS

Tunstall Towel Rails - Matt White							
Size H x W	△T30 Watts	△T50 Watts	Element Output	Element Type	Code	£ Ex VAT	£ Inc VAT
560 x 1000mm	292	550	300W	A, A+, B, D, E, F, G	89.0025	257.00	308.40
800 x 500mm	192	362	150W	A, A+, B, D, E, F, G	89.0029	178.00	213.60
800 x 600mm	222	418	300W	A, A+, B, D, E, F, G	89.0041	195.00	234.00
1200 x 500mm	279	528	300W	A, A+, B, D, E, F, G	89.0033	268.00	321.60
1200 x 600mm	322	610	450W	A, A+, B, D, E, F, G	89.0045	296.00	355.20
1600 x 500mm	367	699	450W	A, A+, B, D, E, F, G	89.0037	330.00	396.00
1600 x 600mm	423	807	600W	A, A+, B, D, E, F, G	89.0049	373.00	447.60

Tunstall Towel Rails - Matt Anthracite							
Size H x W	△T30 Watts	△T50 Watts	Element Output	Element Type	Code	£ Ex VAT	£ Inc VAT
560 x 1000mm	292	550	300W	A, A+, B, D, E, F, G	89.0026	257.00	308.40
800 x 500mm	192	362	150W	A, A+, B, D, E, F, G	89.0030	178.00	213.60
800 x 600mm	222	418	300W	A, A+, B, D, E, F, G	89.0042	195.00	234.00
1200 x 500mm	279	528	300W	A, A+, B, D, E, F, G	89.0034	268.00	321.60
1200 x 600mm	322	610	450W	A, A+, B, D, E, F, G	89.0046	296.00	355.20
1600 x 500mm	367	699	450W	A, A+, B, D, E, F, G	89.0038	330.00	396.00
1600 x 600mm	423	807	600W	A, A+, B, D, E, F, G	89.0050	373.00	447.60

Tunstall Towel Rails - Matt Black							
Size H x W	△T30 Watts	△T50 Watts	Element Output	Element Type	Code	£ Ex VAT	£ Inc VAT
560 x 1000mm	292	550	300W	A, A+, B, D, E, F, G	89.0027	257.00	308.40
800 x 500mm	192	362	150W	A, A+, B, D, E, F, G	89.0031	178.00	213.60
800 x 600mm	222	418	300W	A, A+, B, D, E, F, G	89.0043	195.00	234.00
1200 x 500mm	279	528	300W	A, A+, B, D, E, F, G	89.0035	268.00	321.60
1200 x 600mm	322	610	450W	A, A+, B, D, E, F, G	89.0047	296.00	355.20
1600 x 500mm	367	699	450W	A, A+, B, D, E, F, G	89.0039	330.00	396.00
1600 x 600mm	423	807	600W	A, A+, B, D, E, F, G	89.0051	373.00	447.60

Tunstall Towel Rails - Chrome							
Size H x W	△T30 Watts	△T50 Watts	Element Output	Element Type	Code	£ Ex VAT	£ Inc VAT
560 x 1000mm	175	340	150W	A, A+, B, D, E, F, G	89.0028	376.00	451.20
800 x 500mm	115	224	150W	A, A+, B, D, E, F, G	89.0032	323.00	387.60
800 x 600mm	132	257	150W	A, A+, B, D, E, F, G	89.0044	356.00	427.20
1200 x 500mm	175	340	150W	A, A+, B, D, E, F, G	89.0036	386.00	463.20
1200 x 600mm	200	389	300W	A, A+, B, D, E, F, G	89.0048	423.00	507.60
1600 x 500mm	234	456	300W	A, A+, B, D, E, F, G	89.0040	486.00	583.20
1600 x 600mm	268	522	300W	A, A+, B, D, E, F, G	89.0052	534.00	640.80

TECHNICAL INFORMATION

All measurements in Height by Width. Radiators that are electric only are restricted to the heat output of the elements. Element size can be increased to full capacity of rail if using element type B, D, E, F or G. For element types see pages 336-349. For matching valves see pages 350-365. For indirect heating systems only. Tappings are approx. 46mm less than the width of the rail and approx. 83mm off the wall. Price includes radiator and wall fixing sets, valves extra.



Pictured 89.0048 Chrome

Bar Dimensions (mm)

Horizontal Bars 50 x 25mm

FEATURES

- 50 x 25mm horizontal bars
- Tested to BS EN 442 standards
- 5 Year manufacturer's warranty*
- Can be single or dual fuel, or all electric
- * With conditions

Technical Tables & Drawings

Page 406-407



Matt White



Matt Anthracite



Matt Black



Chrome



560x1000mm size is the only horizontal Tunstall Towel Rail

Pictured 89.0020 Matt White

Designer Range

TUNSTALL DOUBLE VERTICAL



Pictured 81.0142 Matt White

Bar Dimensions (mm)

Vertical Bars 50 x 25mm

Featuring a double vertical profile design, the Tunstall Double adds an elegant touch to any room in your home. Choose from three sophisticated colours: matt white, matt anthracite and matt black.

FEATURES

- 50 x 25mm vertical bars
- Double vertical profile construction
- Tested to BS EN 442 standards
- 5 Year manufacturer's warranty*
- Not suitable for elements
- * With conditions

Technical Tables & Drawings

Page 406-407



Double profile construction

Warranty

5
Year

Heating



Round Vent Caps

Page 369



TECHNICAL INFORMATION

All measurements in Height by Width. For matching valves see pages 350-365. **Not suitable for elements.** For indirect heating systems only. Tappings are the width of the rail and approx. 65mm off the wall. Projection from wall 104mm. Price includes radiator and wall fixing sets, valves extra.

Designer Range

TUNSTALL DOUBLE VERTICAL

TunSTALL Double Vertical Radiators - Matt White

Size H x W	Δ T30 Watts	Δ T50 Watts	Element Output	Element Type	Code	£ Ex VAT	£ Inc VAT
1800 x 280mm	378	743	N/A	N/A	81.0140	247.00	296.40
1800 x 350mm	472	929	N/A	N/A	81.0190	311.00	373.20
1800 x 420mm	567	1114	N/A	N/A	81.0141	368.00	441.60
1800 x 490mm	661	1300	N/A	N/A	81.0193	416.00	499.20
1800 x 560mm	756	1486	N/A	N/A	81.0196	485.00	582.00
1800 x 630mm	850	1671	N/A	N/A	81.0142	552.00	662.40

TunSTALL Double Vertical Radiators - Matt Anthracite

Size H x W	Δ T30 Watts	Δ T50 Watts	Element Output	Element Type	Code	£ Ex VAT	£ Inc VAT
1800 x 280mm	378	743	N/A	N/A	81.0158	251.00	301.20
1800 x 350mm	472	929	N/A	N/A	81.0191	320.00	384.00
1800 x 420mm	567	1114	N/A	N/A	81.0159	377.00	452.40
1800 x 490mm	661	1300	N/A	N/A	81.0194	425.00	510.00
1800 x 560mm	756	1486	N/A	N/A	81.0197	494.00	592.80
1800 x 630mm	850	1671	N/A	N/A	81.0160	563.00	675.60

TunSTALL Double Vertical Radiators - Matt Black

Size H x W	Δ T30 Watts	Δ T50 Watts	Element Output	Element Type	Code	£ Ex VAT	£ Inc VAT
1800 x 280mm	378	743	N/A	N/A	81.0172	251.00	301.20
1800 x 350mm	472	929	N/A	N/A	81.0192	320.00	384.00
1800 x 420mm	567	1114	N/A	N/A	81.0173	377.00	452.40
1800 x 490mm	661	1300	N/A	N/A	81.0195	425.00	510.00
1800 x 560mm	756	1486	N/A	N/A	81.0198	494.00	592.80
1800 x 630mm	850	1671	N/A	N/A	81.0174	563.00	675.60



Pictured 81.0195 Matt Black



Pictured 81.0159 Matt Anthracite

Radiator Valves

Page 350-365



Multi-Purpose Towel Hangers

Page 368



Designer Range

TUNSTALL DOUBLE HORIZONTAL



Bar Dimensions (mm)

Vertical Bars 50 x 25mm

Pictured 81.0137 Matt White



Pictured 81.0156 Matt Anthracite

Featuring a double vertical profile design, the Tunstall Double adds an elegant touch to any room in your home. Choose from three sophisticated colours: matt white, matt anthracite and matt black.

FEATURES

- 50 x 25mm vertical bars
- Double vertical profile construction
- Tested to BS EN 442 standards
- 5 Year manufacturer's warranty*
- Not suitable for elements
- * With conditions

Technical Tables & Drawings

Page 408-409



TECHNICAL INFORMATION

All measurements in Height by Width. For matching valves see pages 350-365. **Not suitable for elements.** For indirect heating systems only. Tappings are the width of the rail and approx. 65mm off the wall. Projection from wall 104mm. Price includes radiator and wall fixing sets, valves extra.



Double profile construction

Warranty

5
Year

Heating



Round Vent Caps

Page 369

