

08

MIRRORS & CABINETS

Mirrors and mirrored cabinets create the feeling of space in any size bathroom, especially where space is at a premium. With a number of designs and styles to choose from there's a mirror or cabinet to suit any home.



MIRRORS & CABINETS

FLEXI-FIX™ MIRRORS

FLEXI-FIX™

The patented Flexi-Fix™ easy installation bracket from Croydex is a simple and safe solution to hang your cabinet or mirror.

Flexi-Fix™ provides the flexibility to change the level of your cabinet or mirror after having drilled your holes.



FIX
Attach the bracket to the wall



LEVEL
Adjust the level



HANG
Hang your mirror or cabinet.



SECURE
Lock securely in place



EASY INSTALLATION BRACKET FULLY ADJUSTABLE SINGLE PERSON INSTALL

ABOUT CROYDEX MIRRORS & CABINETS

Adding cabinets and mirrors into any bathroom is a great way of emphasising space and light whilst ensuring a stylish focal point. The Croydex collection offers plenty of variety designed to suit rooms of different shapes and sizes.

Look out for these innovative features throughout the collection:



MAGNIFYING MIRROR
Perfect for applying make-up or shaving



TOUCH SWITCH
For a modern look and feel



CONCEALED SHELF FITTINGS
Discreet shelf fittings make for a dressed appearance



BATTERY OPERATED
This product is battery operated



180° HINGE
Clear access and an articulating mirror



LED LIGHTING
Bright and economically efficient



BEVELLED EDGES
Added luxury finishing touch



EASY TO INSTALL
This product has been designed to be a single person easy installation



ROCKER SWITCH
Tactile on/off switch




RECESSED OPTIONS
Ideal for bathrooms that require additional space saving



SHAVER SOCKET
For electric razors, toothbrushes and other similar low power appliances




DEMISTER PAD
Allowing mirrors to remain steam free and usable at all times



CARCASS OPTIONS
Our cabinets come in a range of carcass options: aluminium, wood, steel and stainless steel

DEVOKE RECTANGULAR DOUBLE LAYER MIRROR WITH SHELF

- High quality 5mm safety backed mirror glass
- 5mm Bevelled edges
- One clear toughened glass shelf with chrome plated brackets
- Elegant mirror on mirror design
- Easy to install Flexi-Fix™ system (See page 130)
- All fixings and fittings included
- Suitable for any room in the house



CODE DIMENSIONS (HxWxD)

MM700300 700 x 500 x 160mm | Shelf: W460 x D120mm

Packaging: White box with colour label

MEADLEY CIRCULAR MIRROR WITH MOSAIC SURROUND

- High quality 5mm safety backed mirror glass
- Decorative glass mosaic border
- Easy to install Flexi-Fix™ system (See page 130)
- All fixings and fittings included
- Suitable for any room in the house



CODE DIMENSIONS (HxWxD)

MM700700 600 x 600 x 24mm

Packaging: White box with colour label

MIRRORS & CABINETS

FLEXI-FIX™ MIRRORS



RYDAL RECTANGULAR DOUBLE LAYER MIRROR WITH SHELF

- High quality 5mm safety backed mirror glass
- 5mm Bevelled edges
- One clear toughened glass shelf with chrome plated brackets
- Elegant mirror on mirror design
- Easy to install Flexi-Fix™ system (See page 130)
- All fixings and fittings included
- Suitable for any room in the house



CODE DIMENSIONS (HxWxD)

MM700800 500 x 400 x 160mm | Shelf: W360 x D120mm

Packaging: White box with colour label

BLACK MIRROR WITH LEATHER EFFECT HANGING STRAP

- Statement round mirror with matt black aluminium frame
- Decorative leather effect hanging strap
- Easy to install Flexi-Fix™ system (See page 130)
- All fixtures and fittings included
- Suitable for any room in the house



CODE DIMENSIONS (HxWxD)

QA201021 865 x 600 x 31mm | Diameter 595mm

Packaging: Brown box with colour label



MIRRORS & CABINETS

FLEXI-FIX™ MIRRORS

KENTMERE RECTANGULAR MIRROR

- High quality 5mm safety backed mirror glass
- Can be hung either portrait or landscape
- Easy to install Flexi-Fix™ system (See page 130)
- All fixings and fittings included
- Suitable for any room in the house



CODE	DIMENSIONS (H X W X D)
MM701400	900 x 450 x 19mm

Packaging: White box with colour label

HARROP ROUNDED RECTANGLE MIRROR

- High quality 5mm safety backed mirror glass
- Can be hung either portrait or landscape
- Easy to install Flexi-Fix™ system (See page 130)
- All fixings and fittings included
- Suitable for any room in the house



CODE	DIMENSIONS (H X W X D)
MM701300	650 x 400 x 19mm

Packaging: White box with colour label

BELHAM OVAL MIRROR

- High quality 5mm safety backed mirror glass
- Can be hung either portrait or landscape
- Easy to install Flexi-Fix™ system (See page 130)
- All fixings and fittings included
- Suitable for any room in the house



CODE	DIMENSIONS (H X W X D)
MM701200	900 x 450 x 19mm

Packaging: White box with colour label

SIMPSON ROUND MIRROR

- High quality 5mm safety backed mirror glass
- Simple, elegant design
- Easy to install Flexi-Fix™ system (See page 130)
- All fixings and fittings included
- Suitable for any room in the house



CODE	DIMENSIONS (H X W X D)
MM701500	600 x 600 x 19mm

Packaging: White box with colour label

MIRRORS & CABINETS

FLEXI-FIX™ ILLUMINATED MIRRORS

CHILCOMBE ILLUMINATED MIRROR

- Touch sensitive power switch
- Edge lit mirror
- Heated demister pad
- Can be hung either portrait or landscape
- IP44 Rated, suitable for use in the outside zone (See Figure One page 132)
- Energy saving LED illumination
- Easy to install Flexi-Fix™ system (See page 130)
- All fixings and fittings included



CODE	DIMENSIONS (H X W X D)
MM720200E	700 x 500 x 30mm

Packaging: White box with colour label

ROOKLEY ILLUMINATED MIRROR

- Touch sensitive power switch
- Heated demister pad
- Full frame LED light
- Can be hung either portrait or landscape
- IP44 Rated, suitable for use in the outside zone (See Figure One page 132)
- Energy saving LED illumination
- Easy to install Flexi-Fix™ system (See page 130)
- All fixings and fittings included




CODE	DIMENSIONS (H X W X D)
MM720700E	700 x 500 x 30mm

Packaging: White box with colour label

CHAWSTON ILLUMINATED MIRROR

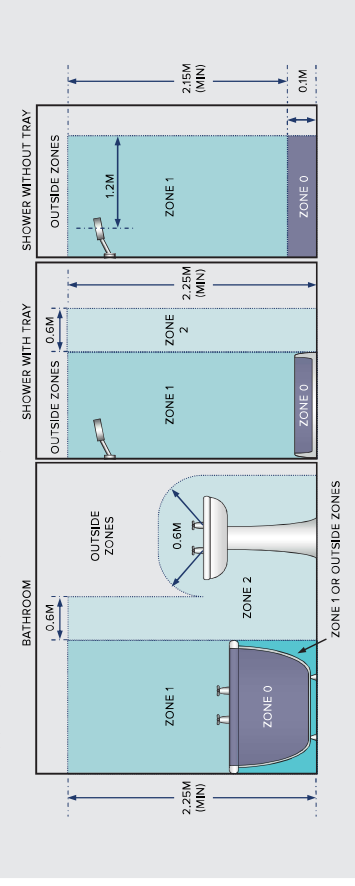
- Touch sensitive power switch
- Heated demister pad
- Full frame LED light
- Can be hung either portrait or landscape
- IP44 Rated, suitable for use in the outside zone (See Figure One page 132)
- Energy saving LED illumination
- Easy to install Flexi-Fix™ system (See page 130)
- All fixings and fittings included



CODE	DIMENSIONS (H X W X D)
MM720400E	700 x 500 x 30mm

Packaging: White box with colour label

FIGURE ONE - BATHROOM AND SHOWER ZONES



MIRRORS & CABINETS

FLEXI-FIX™ ILLUMINATED MIRRORS

HENBURY ILLUMINATED MIRROR



- Touch sensitive power switch
- Heated demister pad
- Two LED light strips
- Can be hung either portrait or landscape
- IP44 Rated, suitable for use in the outside zone (See Figure One page 132)
- Energy saving LED illumination (See page 130)
- Easy to install Flexi-Fix™ system (See page 130)
- All fixings and fittings included



CODE DIMENSIONS (HxWxD)

MM720300E 700 x 500 x 30mm

Packaging: White box with colour label

HALINGTON ILLUMINATED MIRROR



- Touch sensitive power switch
- Heated demister pad
- One LED light strip and one circular LED light
- 3 x Magnifying beauty mirror
- Can be hung portrait only
- IP44 Rated, suitable for use in the outside zone (See Figure One page 132)
- Energy saving LED illumination (See page 130)
- Easy to install Flexi-Fix™ system (See page 130)
- All fixings and fittings included



CODE DIMENSIONS (HxWxD)

MM720800E 700 x 500 x 30mm Magnifier: 126mm Diameter

Packaging: White box with colour label

HENDERSON ILLUMINATED MIRROR



- High quality energy saving LED mirror with mild steel matt black frame
- Heated Demister Pad
- LED edge lighting
- On/off touch sensor switch
- IP44 Rated, suitable for use in the outside zone (See Figure One page 132)
- Easy to install Flexi-Fix™ system (See page 130)
- Can be hung portrait only
- All fixings and fittings included



CODE DIMENSIONS (HxWxD)

MMB30020E 700 x 500 x 40mm

Packaging: White box with colour label

WYNCHAM LED ILLUMINATED MIRROR



- Touch sensitive power switch
- Heated demister pad
- IP44 Rated, suitable for use in the outside zone (See Figure One page 132)
- Energy saving LED illumination (See page 130)
- Easy to install Flexi-Fix™ system (See page 130)
- All fixings and fittings included



CODE DIMENSIONS (HxWxD)

MM702000E 700 x 700 x 32mm

Packaging: White box with colour label

CHAUMONT ILLUMINATED MIRROR



- High quality energy saving LED aluminium mirror
- LED lighting strip
- Infra red on/off sensor switch
- IP44 Rated, suitable for use in the outside zone (See Figure One page 132)
- Integrated heated demister pad
- Integrated shaver socket.
- Easy to install Flexi-Fix™ system (See page 130)
- Can be hung landscape & portrait
- All fixings and fittings included



CODE DIMENSIONS (HxWxD)

MMB30169E 600 x 900 x 55mm

Packaging: White box with colour label

BURLEY BLACK FRAMED MIRROR



- High quality energy saving LED mirror with matt black powder coated steel frame
- LED edge lighting
- On/Off touch sensor switch
- IP44 Rated, suitable for use in the outside zone (See Figure One page 132)
- Easy to install Flexi-Fix™ system (See page 130)
- Can be hung portrait only
- Includes demister pad
- Mains operated
- All fixings included



CODE DIMENSIONS (HxWxD)

MM720020E 700 x 500 x 31mm

Packaging: White box with colour label

MIRRORS & CABINETS

BATTERY OPERATED & CHAIN HANGING MIRRORS

MALHAM ILLUMINATED MIRROR



- Button power switch
- Two LED light strips
- Battery operated
- Requires 8 x AA batteries (not included)
- All fixings and fittings included
- Can be hung portrait only



CODE DIMENSIONS (HxWxD)

MM730100E 450 x 300 x 30mm

Packaging: White box with colour label

HORTON ILLUMINATED MIRROR



- Button power switch
- Two LED light strips
- Battery operated
- Requires 8 x AA batteries (not included)
- All fixings and fittings included
- Can be hung portrait only



CODE DIMENSIONS (HxWxD)

MM731200E 700 x 500 x 30mm

Packaging: White box with colour label

THORNTON ILLUMINATED MIRROR



- Button power switch
- Two LED light strips
- Battery operated
- Requires 8 x AA batteries (not included)
- All fixings and fittings included
- Can be hung portrait only



CODE DIMENSIONS (HxWxD)

MM731000E 600 x 400 x 30mm

Packaging: White box with colour label

LED ILLUMINATED COSMETIC MAGNIFYING MIRROR



- Chrome finish double sided mirror with LED illumination
- LED lighting around the edge of the mirror lights up both sides evenly and provides an all round even illumination of your face
- 3 x magnification on one side, with the other side featuring x 1 true view
- Freestanding adjustable mirror can be tilted backwards or forwards for a suitable angle




CODE DIMENSIONS (HxWxD)

MM703000E 300 x 180 x 120mm

Packaging: Colour label

BLACK METAL FRAMED MIRROR WITH MATT BLACK CHAIN



- High quality powder coated matt black finish
- Durable steel frame construction with steel safety backing
- To be hung on the wall from the metal chain
- A perfect addition to any room
- Ancillary keyhole fixing on the rear of the mirror
- Screw fixings provided



CODE DIMENSIONS (HxWxD)

QA200021 580 (when hung from chain) x 382 x 20mm

Packaging: White box with colour label



MIRRORS & CABINETS

FLEXI-FIX™ ALUMINIUM CABINETS



Pin handle



Concealed shelf fixing points



Bevelled edge mirror

ALUMINIUM CABINETS

- Double sided mirrored doors with bevel on the front mirror glass
- Wide opening hinges increase accessibility
- Mirrored internal back panel
- Adjustable toughened clear glass shelves
- Concealed shelf supports
- Left or right hand door opening
- Can be surface or recess* mounted
- Decorative mirrored glass side panels for surface mounting included
- Hang 'n' Lock™ installation system for surface mounted configuration
- Optional pin handles included
- Supplied fully assembled**
- Easy to install, fixings included

- * 100mm depth is required for recessed installation
- ** If a surface mounted configuration is selected, mirrored side panels must be fitted to the cabinet. These are not required if a recessed configuration is selected.

WINSTER SINGLE DOOR CABINET

- Aluminium cabinet with bevelled edge mirrored door
- Two adjustable shelves
- 105 Degree hinges
- Recessed or surface mounted configuration
- Easy to install Flexi-Fix™ system (See page 130)
- All fixings and fittings included
- Optional pin handles included



CODE DIMENSIONS (H X W X D)

WC10169 510 x 405 x 133mm

Packaging: White box with colour label

LANGLEY SINGLE DOOR CABINET

- Aluminium cabinet with bevelled edge mirrored door
- Two adjustable shelves
- 165 Degree sprung hinges for increased accessibility
- Recessed or surface mounted configuration
- Easy to install Flexi-Fix™ system (See page 130)
- All fixings and fittings included
- Optional pin handles included



CODE DIMENSIONS (H X W X D)

WC101589 660 x 510 x 133mm

Packaging: White box with colour label

HAVEN SINGLE DOOR CABINET

- Aluminium cabinet with bevelled edge mirrored door
- Two adjustable shelves
- 165 Degree sprung hinges for increased accessibility
- Recessed or surface mounted configuration
- Easy to install Flexi-Fix™ system (See page 130)
- All fixings and fittings included
- Optional pin handles included



CODE DIMENSIONS (H X W X D)

WC101469 760 x 610 x 133mm

Packaging: White box with colour label

MIRRORS & CABINETS

FLEXI-FIX™ ALUMINIUM CABINETS

ORWELL SINGLE DOOR OVAL CABINET



- Aluminium cabinet with bevelled edge mirrored door
- Two adjustable shelves
- 150 Degree piano hinge
- Recessed or surface mounted configuration
- Easy to install Flexi-Fix™ system (See page 130)
- All fixings and fittings included



CODE DIMENSIONS (H X W X D)

WC101569 500 x 370 x 110mm | Mirror: 790 x 535mm

Packaging: White box with colour label

HALTON DOUBLE DOOR BI-VIEW CABINET

- Aluminium cabinet with bevelled edge mirrored doors
- Five adjustable glass shelves
- 165 Degree sprung hinges for increased accessibility
- Recessed or surface mounted configuration
- Easy to install Flexi-Fix™ system (See page 130)
- All fixings and fittings included



CODE DIMENSIONS (H X W X D)

WC101669 660 x 765 x 133mm

Packaging: White box with colour label

NEWTON DOUBLE DOOR BI-VIEW CABINET

- Aluminium cabinet with bevelled edge mirrored doors
- Five adjustable glass shelves for increased accessibility
- Recessed or surface mounted configuration
- Easy to install Flexi-Fix™ system (See page 130)
- All fixings and fittings included



CODE DIMENSIONS (H X W X D)

WC102069 660 x 610 x 133mm

Packaging: White box with colour label

KENNETT TRIPLE DOOR TRI-VIEW CABINET

- Aluminium cabinet with bevelled edge mirrored doors
- Nine adjustable glass shelves
- 165 Degree sprung hinges for increased accessibility
- Recessed or surface mounted configuration
- Easy to install Flexi-Fix™ system (See page 130)
- All fixings and fittings included



CODE DIMENSIONS (H X W X D)

WC101969 660 x 914 x 133mm

Packaging: White box with colour label

MIRRORS & CABINETS

WOODEN CABINETS



WOODEN CABINETS

- Mirrored doors
- Wide opening hinges increase accessibility
- Adjustable shelves
- Left or right hand door opening*
- Flexi-Fix™ installation system for surface mounted configuration**
- Decorative handles included
- Simple self-assembly format
- Easy to install, fittings included
- * On selected products
- ** On selected products



Decorative handle



Adjustable shelves



Made from sustainable wood

SIMPLICITY SINGLE DOOR CABINET

- White MDF cabinet with mirrored door
- One adjustable shelf
- Magnetic push catch opening
- Reversible door
- Simple self-assembly format
- Made from sustainable MDF
- All fixtures and fittings included



CODE	DIMENSIONS (H X W X D)
WC257122	300 x 300 x 140mm

Packaging: White box with colour label

SIMPLICITY DOUBLE DOOR CABINET

- White MDF cabinet with mirrored doors
- One adjustable shelf
- Magnetic push catch opening
- Simple self-assembly format
- Made from sustainable MDF
- All fixtures and fittings included



CODE	DIMENSIONS (H X W X D)
WC257022	450 x 600 x 140mm

Packaging: White box with colour label

MIRRORS & CABINETS

WOODEN CABINETS

BLANCO SINGLE MIRROR DOOR CABINET

- White MDF cabinet with mirrored door
- One adjustable shelf
- One fixed open shelf
- Easy to install Flexi-Fix™ system (See page 130)
- Reversible door
- Simple self-assembly format
- Made from sustainable MDF
- All fixtures and fittings included



CODE	DIMENSIONS (H X W X D)
WC271022	530 x 340 x 130mm

Packaging: White box with colour label

ANDERSON DOUBLE MIRROR DOOR CABINET

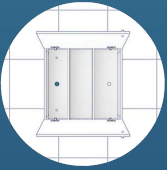
- White MDF cabinet with mirrored door
- One adjustable shelf
- One fixed open shelf
- Easy to install Flexi-Fix™ system (See page 130)
- Simple self-assembly format
- Made from sustainable MDF
- All fixtures and fittings included



CODE	DIMENSIONS (H X W X D)
WC271122	580 x 560 x 130mm

Packaging: White box with colour label

FLEXI-FIX™ 4 STEP INSTALLATION*



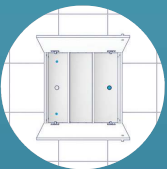
HANG
Position the cabinet and mark the top bracket hole. Drill the hole and plug with the fittings provided. Fit top bracket. Hang the cabinet over the top bracket and tighten locking cap.



LEVEL
Ensure the top of the cabinet is level using a spirit level and mark bottom drill hole.



SECURE
Drill the bottom bracket hole and plug with fittings provided. Fit the bottom bracket and tighten the locking cap.



LOCK
Mark, drill and plug the top two corner fixings. Secure the cabinet with the fittings provided.

*Patent Pending

MIRRORS & CABINETS

ILLUMINATED CABINETS



Shaver socket



LED lighting



Rocker switch

ILLUMINATED CABINETS

- Decorative LED lighting
- Double sided mirrored doors**
- Wide opening hinges increase accessibility
- Adjustable toughened clear glass shelves
- Flexi-Fix™ installation system for surface mounted configuration*
- Optional pin handles included
- Supplied fully assembled
- Easy to install, fixings included
- * On selected products
- ** Not on all products

SHIRE DOUBLE DOOR ILLUMINATED CABINET

- High quality mirrored stainless steel cabinet with mirrored doors
- One fixed internal shelf
- Integrated shaver socket
- Two LED downlighters in pelmet
- IP44 Rated, suitable for use in the outside zone (See Figure One page 132)
- All fixtures and fittings included



Shaver Socket

CODE	FINISH	DIMENSIONS (HXWXD)
WC267222E	White	530 x 450 x 230mm
WC267205E	S/Steel	530 x 450 x 230mm

(Depth 120mm excluding overhang)

Packaging: Brown box colour label

NEW



THAMES DOUBLE DOOR ILLUMINATED CABINET

- Glass white MDF cabinet with mirrored doors
- One internal fixed shelf
- Integrated shaver socket
- One LED downlighter
- IP44 Rated, suitable for use in the outside zone (See Figure One page 132)
- All fixtures and fittings included



Shaver Socket

CODE	DIMENSIONS (HXWXD)
WC146322E	640 x 700 x 245mm

(Depth 155mm excluding overhang)

Packaging: Brown box colour label

NEW



JEFFERSON SINGLE DOOR ILLUMINATED CABINET

- Aluminium cabinet with double sided mirrored door
- Decorative LED lighting bar with rocker switch operation
- Integrated shaver socket
- Two adjustable tempered glass shelves
- 180 Degree hinges for increased accessibility
- Easy to install Flexi-Fix™ system (See page 130)
- IP44 Rated, suitable for use in the outside zone (See Figure One page 132)
- Left hand side hinge opening only
- All fixings and fittings included



Shaver Socket

CODE	DIMENSIONS (HXWXD)
WC17769E	700 x 400 x 120mm

Packaging: Brown box with colour label

MIRRORS & CABINETS

MIRRORS & CABINETS

ILLUMINATED CABINETS

HAMPTON TRIPLE DOOR ILLUMINATED CABINET

- Aluminium cabinet with double sided mirrored doors
- Decorative LED lighting bar with rocker switch operation
- Integrated shaver socket
- Four adjustable tempered glass shelves
- 180 Degree hinges for increased accessibility
- Easy to install Flexi-Fix™ system (See page 130)
- IP44 Rated, suitable for use in the outside zone (See Figure One page 132)
- Left hand side hinge opening only
- All fixings and fittings included



Shaver Socket

CODE	DIMENSIONS (HXWXD)
WC147469E	700 x 900 x 120mm

Packaging: Brown box with colour label



SUDBURY DOUBLE DOOR ILLUMINATED CABINET

- Aluminium cabinet with double sided mirrored doors
- Decorative LED lighting bar with rocker switch operation
- Integrated shaver socket
- Two adjustable tempered glass shelves
- 180 Degree hinges for increased accessibility
- Easy to install Flexi-Fix™ system (See page 130)
- IP44 Rated, suitable for use in the outside zone (See Figure One page 132)
- Left hand side hinge opening only
- All fixings and fittings included



Shaver Socket

CODE	DIMENSIONS (HXWXD)
WC147069E	700 x 600 x 120mm

Packaging: Brown box with colour label



CLARENCE SINGLE DOOR ILLUMINATED CABINET

- Aluminium cabinet with double sided mirrored door
- Illuminated LED mirror door with heated demister pad
- Integrated shaver socket
- Touch sensitive on/off power switch
- Touch button LED intensity adjustment
- Two adjustable tempered glass shelves
- Easy to install Flexi-Fix™ system (See page 130)
- IP44 Rated, suitable for use in outside zone (See Figure One page 132)
- Left hand side hinge opening only
- All fixings and fittings included



Shaver Socket

CODE	DIMENSIONS (HXWXD)
WC147669E	700 x 500 x 154.5mm

Packaging: Brown box with colour label



MIRRORS & CABINETS

FLEXI-FIX™ STEEL CABINETS

STEEL CABINETS

- Double sided mirrored doors with bevel on the front mirror glass*
- Wide opening hinges increase accessibility
- Adjustable shelves*
- Left or right hand door opening*
- Soft close and quick release hinges*
- Flexi-Fix™ installation system for surface mounted configuration*
- Optional pin handles included
- Supplied fully assembled
- Easy to install, fixings included
- On selected products



Pin handle



Adjustable shelves



Bevelled edge mirror

WELLINGTON DOUBLE DOOR BI-VIEW CABINET

- White steel cabinet with bevelled mirrored doors
- Two adjustable shelves
- 110 Degree sprung hinges
- Optional pin handles included
- Easy to install Flexi-Fix™ system (See page 130)
- All fixings and fittings included



CODE DIMENSIONS (H X W X D)

WC102122 610 x 610 x 133mm

Packaging: White box with colour label

BURWELL TRIPLE DOOR TRI-VIEW CABINET

- White steel cabinet with bevelled mirrored doors
- Two adjustable shelves
- 110 Degree sprung hinges
- Non reversible doors
- Optional pin handles included
- Easy to install Flexi-Fix™ system (See page 130)
- All fixings and fittings included



CODE DIMENSIONS (H X W X D)

WC102622 782 x 1219 x 135mm

Packaging: White box with colour label

WESTBOURNE TRIPLE DOOR TRI-VIEW CABINET

- White steel cabinet with bevelled mirrored doors
- Two adjustable shelves
- 110 Degree sprung hinges
- Non reversible doors
- Optional pin handles included
- Easy to install Flexi-Fix™ system (See page 130)
- All fixings and fittings included



CODE DIMENSIONS (H X W X D)

WC102322 782 x 914 x 135mm


Packaging: White box with colour label

MIRRORS & CABINETS

STEEL/STAINLESS STEEL CABINETS

AVON SINGLE DOOR SMALL CABINET

- Polished stainless steel cabinet with mirrored door
- Ideal for small spaces
- Fixed internal stainless steel shelf
- 90 Degree sprung hinges
- Supplied fully assembled
- Optional chrome pin handle
- Left hand side hinge opening only
- All fixtures and fittings included



CODE DIMENSIONS (H X W X D)

WC556005 400 x 300 x 120mm

Packaging: White box with colour label

AVON DOUBLE DOOR SMALL CABINET

- Polished stainless steel cabinet with mirrored doors
- Ideal for small spaces
- Fixed internal stainless steel shelf
- 90 Degree sprung hinges
- Supplied fully assembled
- Optional chrome pin handle
- All fixtures and fittings included



CODE DIMENSIONS (H X W X D)

WC586105 440 x 450 x 160mm

Packaging: White box with colour label

CARRA SINGLE DOOR STAINLESS STEEL CABINET

- Polished stainless steel cabinet with mirrored door
- One internal fixed shelf for easy opening
- Chrome plated door handle for easy opening
- Supplied fully assembled for ease of installation
- Left hand side hinge opening only
- All fixtures and fittings included



CODE DIMENSIONS (H X W X D)

WC450605 500 x 300 x 120mm

Packaging: White box with colour label

CARRA SINGLE DOOR WHITE STEEL CABINET

- White steel cabinet with mirrored door
- One internal fixed shelf for easy opening
- Chrome plated door handle for easy opening
- Supplied fully assembled for ease of installation
- Left hand side hinge opening only
- All fixtures and fittings included



CODE DIMENSIONS (H X W X D)

WC450622 500 x 300 x 120mm

Packaging: White box with colour label

CARRA DOUBLE DOOR STAINLESS STEEL CABINET

- Bright, polished stainless steel cabinet with mirrored doors
- One internal fixed shelf for easy opening
- Chrome plated door handles for easy opening
- Supplied fully assembled for ease of installation
- All fixtures and fittings included




CODE DIMENSIONS (H X W X D)

WC450805 500 x 450 x 120mm

Packaging: White box with colour label

CARRA DOUBLE DOOR WHITE STEEL CABINET

- White steel cabinet with mirrored doors
- One internal fixed shelf for easy opening
- Chrome plated door handles for easy opening
- Supplied fully assembled for ease of installation
- All fixtures and fittings included



CODE DIMENSIONS (H X W X D)

WC450822 500 x 450 x 120mm

Packaging: White box with colour label

MIRRORS & CABINETS

STEEL/STAINLESS STEEL CABINETS

DAWLEY WHITE DOUBLE DOOR CABINET

- White steel cabinet with mirrored doors
- Two adjustable shelves
- Two optional chrome pin handles
- Easy to install with our innovative Flexi-Fix™ single person installation system (See page 139)
- Supplied fully assembled



CODE	DIMENSIONS (H X W X D)
------	------------------------

WC930222 670 x 600 x 100mm

Packaging: Brown box colour label

DAWLEY MATT BLACK STEEL DOUBLE DOOR CABINET

- Matt black steel cabinet with mirrored doors
- Two adjustable shelves
- Two optional chrome pin handles
- Easy to install with our innovative Flexi-Fix™ single person installation system (See page 139)
- Reversible door opening with soft close and quick release hinges
- Supplied fully assembled



CODE	DIMENSIONS (H X W X D)
------	------------------------

WC930221 670 x 600 x 100mm

Packaging: White box with colour label

FINCHLEY STAINLESS STEEL DOUBLE DOOR CABINET

- Polished stainless steel cabinet with mirrored doors
- Two adjustable shelves
- Two optional chrome pin handles
- Easy to install with our innovative Flexi-Fix™ single person installation system (See page 139)
- Gloss white MDF lined
- Supplied fully assembled



CODE	DIMENSIONS (H X W X D)
------	------------------------

WC940205 670 x 600 x 100mm

Packaging: White box colour label

DAWLEY WHITE SINGLE DOOR CABINET

- White steel cabinet with mirrored door
- Two adjustable shelves
- Optional chrome pin handle
- Easy to install with our innovative Flexi-Fix™ single person installation system (See page 139)
- Reversible door opening with soft close and quick release hinges
- Supplied fully assembled




CODE	DIMENSIONS (H X W X D)
------	------------------------

WC930022 670 x 400 x 100mm

Packaging: White box colour label

DAWLEY MATT BLACK STEEL SINGLE DOOR CABINET

- Matt black steel cabinet with mirrored door
- Two adjustable shelves
- Optional chrome pin handle
- Easy to install with our innovative Flexi-Fix™ single person installation system (See page 139)
- Reversible door opening with soft close and quick release hinges
- Supplied fully assembled




CODE	DIMENSIONS (H X W X D)
------	------------------------

WC930021 670 x 400 x 100mm

Packaging: White box with colour label

FINCHLEY STAINLESS STEEL SINGLE DOOR CABINET

- Polished stainless steel cabinet with mirrored door
- Two adjustable shelves
- Optional chrome pin handle
- Easy to install with our innovative Flexi-Fix™ single person installation system (See page 139)
- Reversible door opening with soft close and quick release hinges
- Gloss white MDF lined
- Supplied fully assembled



CODE	DIMENSIONS (H X W X D)
------	------------------------

WC940005 670 x 400 x 100mm

Packaging: Brown box colour label

MIRRORS & CABINETS

STEEL/STAINLESS STEEL CABINETS

ANTON SINGLE DOOR STANDARD CABINET

- Polished stainless steel cabinet with mirrored door
- Adjustable glass shelf
- 120 Degree sprung hinges
- Optional chrome plated pin handle
- Internal MDF carcass
- Left hand side hinge only
- Supplied fully assembled
- All fixtures and fittings included



CODE	DIMENSIONS (H X W X D)
------	------------------------

WC736005 550 x 300 x 120mm

Packaging: White box with colour label

COLORADO SINGLE DOOR LARGE CABINET

- Polished stainless steel cabinet with mirrored door
- Adjustable glass shelf
- 120 Degree sprung hinges
- Optional chrome plated pin handle
- Internal MDF carcass
- Left hand side hinge only
- Storage box on inside door
- Supplied fully assembled
- All fixtures and fittings included



CODE	DIMENSIONS (H X W X D)
------	------------------------

WC746005 670 x 380 x 120mm

Packaging: White box with colour label

MEDWAY CABINET

- Polished stainless steel cabinet with mirrored door
- Fixed internal stainless steel shelf
- Easy to install Flexi-Fix™ system (See page 128)
- Left hand side hinge only
- Supplied fully assembled
- All fixtures and fittings included



CODE	DIMENSIONS (H X W X D)
------	------------------------

WC87505 670 x 410 x 125mm

Packaging: White box with colour label

ANTON DOUBLE DOOR STANDARD CABINET

- Polished stainless steel cabinet with mirrored doors
- Two adjustable glass shelves
- 120 Degree sprung hinges
- Optional chrome plated pin handles
- Internal MDF carcass
- Supplied fully assembled
- All fixtures and fittings included



CODE	DIMENSIONS (H X W X D)
------	------------------------

WC736105 670 x 500 x 120mm

Packaging: White box with colour label

COLORADO DOUBLE DOOR LARGE CABINET

- Polished stainless steel cabinet with mirrored doors
- Two adjustable glass shelves
- 120 Degree sprung hinges
- Optional chrome plated pin handle
- Internal MDF carcass
- Storage box on inside door
- Supplied fully assembled
- All fixtures and fittings included




CODE	DIMENSIONS (H X W X D)
------	------------------------

WC776105 740 x 500 x 120mm

Packaging: White box with colour label

AVISIO DOUBLE DOOR CORNER CABINET

- Polished stainless steel cabinet with mirrored doors
- Two adjustable shelves
- 120 Degree sprung hinges
- Internal MDF carcass
- Optional chrome plated pin handle
- Supplied fully assembled
- All fixtures and fittings included



CODE	DIMENSIONS (H X W X D)
------	------------------------

WC786105 700 x 450 x 270mm

Packaging: White box with colour label

MIRRORS & CABINETS

STAINLESS STEEL CABINETS

TAY OVAL CABINET

- Polished stainless steel cabinet with mirrored door
- Discreet storage solution, ideal for small spaces
- Fixed stainless steel shelf
- 90 Degree pivot hinge
- Supplied fully assembled
- Left hand side hinge only
- All fixtures and fittings included



CODE DIMENSIONS (HxWxD)

WC870105 425 x 300 x 100mm | Mirror: H550 x W450mm

Packaging: White box with colour label

SEVERN CIRCULAR MIRROR CABINET

- Polished stainless steel cabinet with mirrored door
- Discreet storage solution, ideal for small spaces
- Fixed stainless steel shelf
- 90 Degree pivot hinge
- Supplied fully assembled
- Left hand side hinge only
- All fixtures and fittings included



CODE DIMENSIONS (HxWxD)

WC836005 330 x 330 x 100mm | Mirror: H500 x W500mm

Packaging: White box with colour label

TRENT LOCKABLE MEDICINE CABINET

- Polished stainless steel cabinet with framed mirrored door.
- Secure locking system for storage of medicines
- Supplied fully assembled
- 180 degree door opening
- Left hand side hinge only
- Supplied with two keys
- All fixtures and fittings included



CODE DIMENSIONS (HxWxD)

WC846005 400 x 250 x 150mm

Packaging: White box with colour label

NILE TALL CABINET

- Polished stainless steel cabinet with mirrored doors
- Four adjustable glass shelves
- 120 Degree hinges
- Internal MDF carcass
- Supplied fully assembled
- Left hand side hinge only
- All fixtures and fittings included



CODE DIMENSIONS (HxWxD)

WC796005 1500 x 300 x 120mm

Packaging: White box with colour label

DART SQUARE MIRROR CABINET

- Polished stainless steel cabinet with mirrored door
- Discreet storage solution, ideal for small spaces
- Fixed stainless steel shelf
- 90 Degree pivot hinge
- Supplied fully assembled
- Left hand side hinge only
- All fixtures and fittings included




CODE DIMENSIONS (HxWxD)

WC450505 310 x 310 x 110mm | Mirror: H450 x W450mm

Packaging: White box with colour label

ARUN MATT BLACK TALL PIVOTING CABINET

- Matt black pivoting cabin with mirror glass
- Four fixed shelves
- Reflective polished stainless steel backing
- Brushed stainless steel wall bracket.
- Can be left or right hand mounted
- Supplied fully assembled - fit the pivoting wall bracket then mount the cabinet
- All fixtures and fittings included



CODE DIMENSIONS (HxWxD)

WC880221 1242 x 200 x 112mm

Packaging: White box with colour label

