





VOGUE UK

EST | 1990

DESIGNER RADIATORS

Looking for a real statement piece?

Our exclusive designer radiators are constantly leading the trend in interior design. Created by some of the UK's most celebrated interior designers, they are guaranteed to turn heads.

We have put together a collection of radiators that embrace the latest in materials and technology. Designs that work well, whilst enhancing the rooms where they're installed. If you're looking for a focal point or wanting to upgrade the heating of your whole home, our designer offering has attractive possibilities for you.



FLY LINE VERTICAL DR003

Fly Line is a strong, minimalist design ideal for contemporary properties. Available in single or double panel versions with the double panel offering an increased heat output. Colour options are available on single panel Fly Line versions only please see page 170.



FLY LINE VERTICAL

	Dimensions (mm)			No. of sections	End to End connections	ΔT 50°C Watts/BTUs	ΔT 60°C BTUs	£ White / Anthracite		Stock Info
	H	W	D					ex VAT	inc VAT	
DR003 MS180224 (single panel)	1800	224	71	3	224	402 / 1372	1734	145.00	174.00	✓
DR003 MS180376 (single panel)	1800	376	71	5	376	670 / 2286	2890	209.00	250.80	✓
DR003 MS180528 (single panel)	1800	528	71	7	528	938 / 3200	4045	279.00	334.80	✓
DR003 MS180680 (single panel)	1800	680	71	9	680	1206 / 4115	5201	349.00	418.80	✓
DR003DP MS180224 (double panel)	1800	224	71	3	224	627 / 2139	2704	215.00	258.00	✓
DR003DP MS180376 (double panel)	1800	376	71	5	376	1045 / 3566	4507	329.00	394.80	✓
DR003DP MS180528 (double panel)	1800	528	71	7	528	1463 / 4992	6310	439.00	526.80	✓
DR003DP MS180680 (double panel)	1800	680	71	9	680	1881 / 6418	8112	555.00	666.00	✓

FLY LINE HORIZONTAL DR004

Fly Line horizontal is available both single or double panel in white or anthracite as standard. Colour options are available on single panel Fly Line versions only please see page 170.



For valves please see the Accessories & Valves section - VL003 pictured.

White
WH


Anthracite
AT

FLY LINE HORIZONTAL

	Dimensions (mm)			No. of sections	Pipe centres	ΔT 50°C Watts/BTUs	ΔT 60°C BTUs	£ White / Anthracite		Stock Info
	H	W	D					ex VAT	inc VAT	
DR004 MS0452090 (single panel)	452	900	63	6	850	420 / 1433	1811	149.00	178.80	✓
DR004 MS0452120 (single panel)	452	1200	63	6	1150	552 / 1883	2381	179.00	214.80	✓
DR004 MS0604090 (single panel)	604	900	63	8	850	560 / 1911	2415	189.00	226.80	✓
DR004 MS0604120 (single panel)	604	1200	63	8	1150	736 / 2511	3174	229.00	274.80	✓
DR004DP MS0452090 (double panel)	452	900	112	6	850	654 / 2231	2821	225.00	270.00	✓
DR004DP MS0452120 (double panel)	452	1200	112	6	1150	858 / 2927	3700	275.00	330.00	✓
DR004DP MS0604090 (double panel)	604	900	112	8	850	872 / 2975	3761	289.00	346.80	✓
DR004DP MS0604120 (double panel)	604	1200	112	8	1150	1144 / 3903	4934	355.00	426.00	✓

FLY LINE II VERTICAL DR001

Manufactured from high quality Aluminium, Fly Line II offers a supreme heat output and sleek good looks. Available in White or Anthracite and as single or double panelled, in a variety of widths.



For valves please see the Accessories & Valves section - VL003 pictured.

White Finish



FLY LINE II VERTICAL

Tube Ø 30mm □ 70mm x 39.5mm / 58mm	Dimensions (mm)			No. of sections	End to End connections	ΔT 50°C Watts/BTUs	ΔT 60°C BTUs	£ White / Anthracite		Stock Info
	H	W	D					ex VAT	inc VAT	
DR001 AL1800218 (single panel)	1800	218	66	3	218	642 / 2190	2775	258.30	309.96	✓
DR001 AL1800366 (single panel)	1800	366	66	5	366	1070 / 3651	4626	392.70	471.24	✓
DR001 AL1800514 (single panel)	1800	514	66	7	514	1499 / 5113	6478	527.10	632.52	✓
DR001 AL1800662 (single panel)	1800	662	66	9	662	1927 / 6574	8329	664.65	797.58	✓
DR001DP AL1800218 (double panel)	1800	218	92	3	218	1109 / 3783	4793	347.55	417.06	✓
DR001DP AL1800366 (double panel)	1800	366	92	5	366	1849 / 6308	7992	538.65	646.38	✓
DR001DP AL1800514 (double panel)	1800	514	92	7	514	2589 / 8833	11192	728.70	874.44	✓
DR001DP AL1800662 (double panel)	1800	662	92	9	662	3329 / 11358	14391	922.95	1107.54	✓

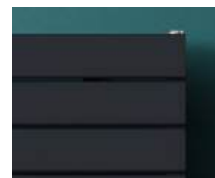
FLY LINE II HORIZONTAL DR002

Available in single or double panel versions, the Fly Line II Horizontal is a fresh alternative to a conventional radiator. The long parallel lines and structured silhouette create a contemporary approach to the classic radiator profile we all know.



For valves please see the Accessories & Valves section - VL003 pictured.

Anthracite



FLY LINE II HORIZONTAL

Tube Ø 30mm □ 70mm x 39.5mm / 58mm	Dimensions (mm)			No. of sections	Pipe centres	ΔT 50°C Watts/BTUs	ΔT 60°C BTUs	£ White / Anthracite		Stock Info
	H	W	D					ex VAT	inc VAT	
DR002 AL0440900 (single panel)	440	900	75	6	870	680 / 2319	2938	266.70	320.04	✓
DR002 AL04401200 (single panel)	440	1200	75	6	1170	881 / 3006	3809	331.80	398.16	✓
DR002 AL0588900 (single panel)	588	900	75	8	870	906 / 3092	3918	340.20	408.24	✓
DR002 AL05881200 (single panel)	588	1200	75	8	1170	1175 / 4009	5079	425.25	510.30	✓
DR002DP AL0440900 (double panel)	440	900	122	6	870	1161 / 3960	5017	374.85	449.82	✓
DR002DP AL04401200 (double panel)	440	1200	122	6	1170	1513 / 5163	6542	460.95	553.14	✓
DR002DP AL0588900 (double panel)	588	900	122	8	870	1548 / 5281	6691	483.00	579.60	✓
DR002DP AL05881200 (double panel)	588	1200	122	8	1170	2018 / 6886	8725	597.45	716.94	✓

CASTERTON HORIZONTAL AU011

A modern approach to classical radiator design. Casterton's modern columns features simple, rounded forms and offers more substance than standard home style radiators. Lightweight aluminium in this format makes for a robust visual option and marks a new generation of column radiator design. Casterton slots comfortably in both classic and contemporary interiors.



VL003 pictured.

Textured White



Textured Black



Textured Grey



Matt Bronze



CASTERTON HORIZONTAL

Column Depth 97mm	Dimensions (mm)			No. of Sections	End to End Connections	ΔT 50°C Watts/BTUs	ΔT 60°C BTUs	£ White / Black / Grey		£ Matt Bronze		Stock Info
	H	W	D					ex VAT	inc VAT	ex VAT	inc VAT	
AU011 ALU0600640	600	649	118	11	640	884 / 3018	3825	495.66	594.80	519.26	623.11	✓
AU011 ALU0600760	600	769	118	13	760	1045 / 3566	4520	581.26	697.51	608.92	730.71	✓
AU011 ALU0600100	600	1009	118	17	1000	1367 / 4664	5911	752.43	902.91	788.27	945.93	✓
AU011 ALU0600124	600	1249	118	21	1240	1688 / 5760	7301	929.58	1115.50	973.84	1168.61	✓
AU011 ALU0600136	600	1369	118	23	1360	1849 / 6310	7997	1015.17	1218.20	1063.52	1276.22	✓

CASTERTON VERTICAL AU012

The vertical format Casterton radiator range offers a substantial product for hallways and wall reveals. The rounded form is a modern take on column style radiators and is well suited to interiors projects where the finish is; subtle, harmonious and at the same time, confidently put together.



Matt Bronze



Textured Grey



Textured Black



Textured White



VL003 pictured.

CASTERTON VERTICAL

Column Depth 97mm	Dimensions (mm)			No. of Sections	End to End Connections	ΔT 50°C Watts/BTUs	ΔT 60°C BTUs	£ White / Black / Grey		£ Matt Bronze		Stock Info
	H	W	D					ex VAT	inc VAT	ex VAT	inc VAT	
AU012 ALU1800280	1800	289	118	5	280	1067 / 3641	4615	559.62	671.54	586.27	703.52	✓
AU012 ALU1800400	1800	409	118	7	400	1494 / 5099	6462	762.12	914.54	798.43	958.11	✓
AU012 ALU1800520	1800	529	118	9	520	1921 / 6555	8308	967.44	1160.92	1013.50	1216.20	✓

RIVEA HORIZONTAL AU001

'Form follows function'. An architecturally inspired product made up of vertical fins, Rivea offers efficient heat distribution within an effective looking design. Available in Matt black, Textured White, Textured Grey and Matt Bronze the range is ideal for those wanting to escape the ubiquitous look and feel of pressed panel style radiators.



Textured White (TW)



Textured Black (TB)



Textured Grey (TG)



Matt Bronze (MBR)



VL003 pictured.

RIVEA HORIZONTAL

	Dimensions (mm)			No. of Sections	End to End Connections	ΔT 50°C Watts/BTUs	ΔT 60°C BTUs	£ White / Black / Grey		£ Matt Bronze		Stock Info
	H	W	D					ex VAT	inc VAT	ex VAT	inc VAT	
AU001 ALU0575600	575	609	108 - 117	11	600	792 / 2702	3424	446.79	536.15	468.05	561.66	✓
AU001 ALU0575820	575	829	108 - 117	15	820	1080 / 3684	4669	588.93	706.72	628.95	754.74	✓
AU001 ALU0575104	575	1049	108 - 117	19	1040	1367 / 4666	5914	753.91	904.70	789.82	947.78	✓
AU001 ALU0575120	575	1214	108 - 117	22	1205	1583 / 5402	6847	874.60	1049.53	916.27	1099.52	✓
AU001 ALU0575142	575	1434	108 - 117	26	1425	1871 / 6385	8092	1028.17	1233.80	1077.17	1292.60	✓

RIVEA VERTICAL AU002

In vertical format Rivea has a stance that can add a sense of height to a room. The rounded fin format design sits nicely in kitchens, hallways and wall breaks between windows. Mixing horizontal and vertical Rivea models within an interior scheme offers assured design options.



Matt Bronze



Textured Grey



Textured Black



Textured White



VL003 pictured.

RIVEA VERTICAL

	Dimensions (mm)			No. of Sections	End to End Connections	ΔT 50°C Watts/BTUs	ΔT 60°C BTUs	£ White / Black / Grey		£ Matt Bronze		Stock Info
	H	W	D					ex VAT	inc VAT	ex VAT	inc VAT	
AU002 ALU1775380	1775	389	108 - 117	7	380	1240 / 4232	5364	695.10	834.12	728.23	873.87	✓
AU002 ALU1775490	1775	499	108 - 117	9	490	1595 / 5441	6896	879.28	1055.13	921.16	1105.39	✓
AU002 ALU1775600	1775	609	108 - 117	11	600	1949 / 6650	8428	1063.42	1276.11	1114.10	1336.92	✓


ARDOR HORIZONTAL AU021 & AU023

If you are seeking an alternative to white gloss steel panel radiators... These aluminium models offer the next level of specification. Ideal for use with heat pumps and eco efficient boilers. Multiple width options are available in four contemporary finishes. Specified as single or double column depth units, which are an option where a greater heat output is required.




VL023 pictured.

Textured White



Textured Black



Textured Grey



Matt Bronze




ARDOR HORIZONTAL

	Dimensions (mm)			No. of Columns	End to End Connections	ΔT 50°C Watts/BTUs	ΔT 60°C BTUs	£ White / Black / Grey / Bronze		Stock Info
	H	W	D					ex VAT	inc VAT	
AU021 ALU0575404 (single panel)	575	413	75 - 84	7	404	369 / 1258	1594	240.89	289.06	✓
AU021 ALU0575581 (single panel)	575	509	75 - 84	10	581	526 / 1796	2276	333.81	400.57	✓
AU021 ALU0575817 (single panel)	575	826	75 - 84	14	817	737 / 2515	3187	457.66	549.19	✓
AU021 ALU0575994 (single panel)	575	1003	75 - 84	17	994	895 / 3053	3870	550.52	660.62	✓
AU021 ALU0575117 (single panel)	575	1180	75 - 84	20	1171	1053 / 3592	4553	643.41	772.09	✓
AU021 ALU0575140 (single panel)	575	1416	75 - 84	24	1407	1263 / 4311	5464	771.72	926.06	✓
AU023 ALU0575404 (double panel)	575	413	100 - 109	7	404	546 / 1862	2360	288.99	346.79	✓
AU023 ALU0575581 (double panel)	575	590	100 - 109	10	581	780 / 2660	3371	402.56	483.07	✓
AU023 ALU0575817 (double panel)	575	826	100 - 109	14	817	1091 / 3724	4720	553.89	664.67	✓
AU023 ALU0575994 (double panel)	575	1003	100 - 109	17	994	1325 / 4522	5731	667.40	800.88	✓
AU023 ALU0575117 (double panel)	575	1180	100 - 109	20	1171	1559 / 5320	6743	780.91	937.09	✓
AU023 ALU0575140 (double panel)	575	1416	100 - 109	24	1407	1871 / 6384	8091	936.70	1124.04	✓

ARDOR VERTICAL AU022 & AU024

These taller designs with geometric upright columns suit kitchens, hallways and living rooms. The Ardor range is available in contemporary Textured Black or Grey, classical Textured White, or Matt Bronze, which leans towards the latest trends in metallic finishes. Single or double column depth options can be specified depending on your heat output requirements.



Matt Bronze




Textured Grey



Textured Black



Textured White



VL023 pictured.

ARDOR VERTICAL

	Dimensions (mm)			No. of Columns	End to End Connections	ΔT 50°C Watts/BTUs	ΔT 60°C BTUs	£ White / Black / Grey / Bronze		Stock Info
	H	W	D					ex VAT	inc VAT	
AU022 ALU1775286 (single panel)	1775	295	75 - 84	5	286	648 / 2211	2802	374.30	449.16	✓
AU022 ALU1775345 (single panel)	1775	354	75 - 84	6	345	778 / 2653	3363	441.77	530.13	✓
AU022 ALU1775404 (single panel)	1775	413	75 - 84	7	404	907 / 3095	3923	506.65	607.98	✓
AU022 ALU1775463 (single panel)	1775	472	75 - 84	8	463	1037 / 3537	4483	563.21	675.85	✓
AU022 ALU1775522 (single panel)	1775	531	75 - 84	9	522	1166 / 3980	5044	641.65	769.98	✓
AU024 ALU1775286 (double panel)	1775	295	100 - 109	5	286	985 / 3360	4258	476.94	572.33	✓
AU024 ALU1775345 (double panel)	1775	354	100 - 109	6	345	1182 / 4032	5110	564.97	677.97	✓
AU024 ALU1775404 (double panel)	1775	413	100 - 109	7	404	1378 / 4703	5961	650.59	780.71	✓
AU024 ALU1775463 (double panel)	1775	472	100 - 109	8	463	1575 / 5375	6813	738.44	886.13	✓
AU024 ALU1775522 (double panel)	1775	531	100 - 109	9	522	1772 / 6048	7665	826.47	991.77	✓

GLANE HORIZONTAL AU003 & AU005

The horizontal format Glane aluminium radiator uses undulating ridge columns to give a flowing design form. Available in five width formats and a further three widths in the vertical version of the Glane radiator, the range has a model to accommodate your heating and design requirements.



For valves please see the Accessories & Valves section - VL003 pictured.

Textured White



Textured Black



Textured Grey



GLANE HORIZONTAL

	Dimensions (mm)			No. of Columns	End to End Connections	ΔT 50°C Watts/BTUs	ΔT 60°C BTUs	£ White / Black / Grey		Stock Info
	H	W	D					ex VAT	inc VAT	
AU003 ALU0575620 (single panel)	575	629	79 - 88	6	620	483 / 1647	2087	315.33	378.40	✓
AU003 ALU0575828 (single panel)	575	837	79 - 88	8	828	644 / 2196	2783	412.52	495.02	✓
AU003 ALU0575103 (single panel)	575	1045	79 - 88	10	1036	804 / 2744	3478	510.00	612.00	✓
AU003 ALU0575124 (single panel)	575	1253	79 - 88	12	1244	965 / 3293	4174	610.63	732.76	✓
AU003 ALU0575145 (single panel)	575	1461	79 - 88	14	1452	1126 / 3842	4869	708.04	849.65	✓
AU005 ALU0575620 (double panel)	575	629	114 - 123	6	620	794 / 2708	3432	421.13	505.35	✓
AU005 ALU0575828 (double panel)	575	837	114 - 123	8	828	1058 / 3610	4576	553.31	663.97	✓
AU005 ALU0575103 (double panel)	575	1045	114 - 123	10	1036	1323 / 4513	5720	685.51	822.61	✓
AU005 ALU0575124 (double panel)	575	1253	114 - 123	12	1244	1356 / 4627	5864	823.22	987.87	✓
AU005 ALU0575145 (double panel)	575	1461	114 - 123	14	1452	1852 / 6318	8008	955.42	1146.51	✓

GLANE VERTICAL AU004 & AU006

This tall Glane designer aluminium radiators use vertical ridge forms to create simple elegance. In three width options, the large format columns are 1775mm high and give heated warmth as well as form to wall reveals within interiors. The Glane vertical and horizontal radiators suite the whole home, as an alternative to standard, pressed panel radiators.



Textured Grey



Textured Black



Textured White



Thermostatic Valves - VL004 pictured.

GLANE VERTICAL

	Dimensions (mm)			No. of Columns	End to End Connections	ΔT 50°C Watts/BTUs	ΔT 60°C BTUs	£ White / Black / Grey		Stock Info
	H	W	D					ex VAT	inc VAT	
AU004 ALU1775204 (single panel)	1775	213	79 - 88	2	204	427 / 1457	1847	255.74	306.89	✓
AU004 ALU1775412 (single panel)	1775	421	79 - 88	4	412	854 / 2915	3694	473.38	568.06	✓
AU004 ALU1775620 (single panel)	1775	629	79 - 88	6	620	1281 / 4372	5541	691.01	829.22	✓
AU006 ALU1775204 (double panel)	1775	213	114 - 123	2	204	702 / 2396	3037	375.04	450.04	✓
AU006 ALU1775412 (double panel)	1775	421	114 - 123	4	412	1404 / 4792	6074	695.63	834.75	✓
AU006 ALU1775620 (double panel)	1775	629	114 - 123	6	620	2107 / 7188	9110	1021.42	1225.70	✓

RUCHE HORIZONTAL AU007 & AU009

Ruche aluminium, horizontal radiators come as single or double panel designs. The range has five width options and four contemporary classic colours. The fluted frontage that is a signature detail of this range adds texture and interest to interior room schemes. Ruche is also available in a vertical format, making the family of products suitable for the whole home.



VL023 pictured.

Matt White



Matt Black



Matt Grey



Matt Bronze



RUCHE HORIZONTAL

	Dimensions (mm)			End to End Connections	ΔT 50°C Watts/BTUs	ΔT 60°C BTUs	£ White / Black / Grey		£ Matt Bronze		Stock Info
	H	W	D				ex VAT	inc VAT	ex VAT	inc VAT	
AU007 ALU0575479 (single panel)	575	479	63 - 72	479	287 / 978	1240	229.96	275.95	240.95	289.14	✓
AU007 ALU0575719 (single panel)	575	719	63 - 72	719	430 / 1468	1860	331.99	398.38	347.96	417.55	✓
AU007 ALU0575959 (single panel)	575	959	63 - 72	959	574 / 1958	2481	434.26	521.11	454.96	545.95	✓
AU007 ALU0575119 (single panel)	575	1199	63 - 72	1199	717 / 2447	3101	539.99	647.99	565.69	678.83	✓
AU007 ALU0575143 (single panel)	575	1439	63 - 72	1439	860 / 2936	3721	642.14	770.57	672.70	807.23	✓
AU009 ALU0575479 (double panel)	575	479	78 - 87	479	395 / 1349	1710	291.55	349.86	305.45	366.54	✓
AU009 ALU0575719 (double panel)	575	719	78 - 87	719	593 / 2023	2564	423.79	508.55	444.01	532.81	✓
AU009 ALU0575959 (double panel)	575	959	78 - 87	959	791 / 2698	3419	555.99	667.19	582.52	699.02	✓
AU009 ALU0575119 (double panel)	575	1199	78 - 87	1199	988 / 3372	4274	694.18	833.01	727.23	872.68	✓
AU009 ALU0575143 (double panel)	575	1439	78 - 87	1439	1186 / 4047	5129	826.41	991.69	865.75	1038.90	✓

RUCHE VERTICAL AU008 & AU010

This taller version of the Ruche radiator makes the most of linear rounded ridge lines, which can help to extend the feeling of height in your room. Ideal for properties with high ceilings and shorter wall reveals, the range is available in single or double panel format. The lightweight aluminium radiators can be specified in four popular widths and in four modern classic finishes.



Matt Bronze



Matt Grey



Matt Black



Matt White



VL003 pictured.

RUCHE VERTICAL

	Dimensions (mm)			End to End Connections	ΔT 50°C Watts/BTUs	ΔT 60°C BTUs	£ White / Black / Grey		£ Matt Bronze		Stock Info
	H	W	D				ex VAT	inc VAT	ex VAT	inc VAT	
AU008 ALU1775239 (single panel)	1775	239	63 - 72	239	381 / 1299	1646	245.15	294.18	256.86	308.23	✓
AU008 ALU1775359 (single panel)	1775	359	63 - 72	359	571 / 1949	2470	356.62	427.94	373.58	448.30	✓
AU008 ALU1775479 (single panel)	1775	479	63 - 72	479	761 / 2598	3293	468.05	561.66	490.34	588.41	✓
AU008 ALU1775599 (single panel)	1775	599	63 - 72	599	952 / 3248	4116	579.52	695.42	607.13	728.56	✓
AU010 ALU1775239 (double panel)	1775	239	78 - 87	239	525 / 1791	2270	344.08	412.90	360.49	432.59	✓
AU010 ALU1775359 (double panel)	1775	359	78 - 87	359	787 / 2686	3404	504.27	605.13	528.26	633.91	✓
AU010 ALU1775479 (double panel)	1775	479	78 - 87	479	1049 / 3581	4539	664.43	797.31	696.06	835.28	✓
AU010 ALU1775599 (double panel)	1775	599	78 - 87	599	1312 / 4477	5674	824.59	989.50	863.83	1036.60	✓

TARLTON HORIZONTAL AU015

As an aluminium alternative to mild steel column radiators or pressed steel panel radiators, Tarlton gives a form with a strong yet simple form. The design consists of generous upright columns with honeycomb type vent detailing. Tarlton horizontal is available in seven widths and four contemporary finishes; Textured Black, Grey, White and Matt Bronze.



Thermostatic Valves - VL004 pictured.

Textured White



Textured Black



Textured Grey



Matt Bronze



TARLTON HORIZONTAL

Column Depth 61mm	Dimensions (mm)			No. of Sections	End to End Connections	ΔT 50°C Watts/BTUs	ΔT 60°C BTUs	£ White / Black / Grey		£ Matt Bronze		Stock Info
	H	W	D					ex VAT	inc VAT	ex VAT	inc VAT	
AU015 ALU0600476	600	485	87 - 95	6	476	627 / 2141	2714	322.41	386.90	337.80	405.36	✓
AU015 ALU0600636	600	636	87 - 95	8	636	837 / 2855	3618	421.71	506.06	441.77	530.13	✓
AU015 ALU0600796	600	805	87 - 95	10	796	1046 / 3569	4523	520.93	625.11	545.78	654.94	✓
AU015 ALU0600956	600	965	87 - 95	12	956	1255 / 4282	5427	624.62	749.55	654.37	785.24	✓
AU015 ALU0600111	600	1125	87 - 95	14	1116	1464 / 4996	6332	723.89	868.67	758.34	910.01	✓
AU015 ALU0600127	600	1285	87 - 95	16	1276	1673 / 5709	7236	823.13	987.76	862.35	1034.82	✓
AU015 ALU0600143	600	1445	87 - 95	18	1436	1882 / 6423	8141	922.40	1106.88	966.32	1159.58	✓

TARLTON VERTICAL AU016

Ideal for modern interiors the Tarlton Aluminium range is made up of bold vertical columns capped with a honeycomb type vent detail. In Textured Black, Grey, White and Matt Bronze; the uncomplicated design makes an interiors option that is ideal for most living areas around the home.



Matt Bronze



Textured Grey



Textured Black



Textured White




Thermostatic Valves - VL004 pictured.

TARLTON VERTICAL

Column Depth 61mm	Dimensions (mm)			No. of Sections	End to End Connections	ΔT 50°C Watts/BTUs	ΔT 60°C BTUs	£ White / Black / Grey		£ Matt Bronze		Stock Info
	H	W	D					ex VAT	inc VAT	ex VAT	inc VAT	
AU016 ALU1800316	1800	325	87 - 95	4	316	1110 / 3790	4803	469.92	563.90	492.32	590.79	✓
AU016 ALU1800396	1800	405	87 - 95	5	396	1388 / 4737	6004	582.43	698.91	610.16	732.20	✓
AU016 ALU1800476	1800	485	87 - 95	6	476	1666 / 5685	7205	694.95	833.94	728.04	873.64	✓
AU016 ALU1800556	1800	565	87 - 95	7	556	1944 / 6632	8406	807.44	968.92	845.88	1015.06	✓

ASTUTE HORIZONTAL SINGLE PANEL DR036

Provides great efficiency, easy to install with in lightweight Aluminium. The design of the radiator has a low water content, enabling a quick heat up time. Wall mounted and available single or double panel in your choice of White or Anthracite finish.



AL H 10



For valves please see the Accessories & Valves section - VL003 pictured.

White



ASTUTE HORIZONTAL

	Dimensions (mm)			Sections	End to End connections	ΔT 50°C Watts/BTUs	ΔT 60°C BTUs	£ ex VAT		£ inc VAT		Stock Info
	H	W	D					White	Anthracite			
DR036 AL0600565 (single panel)	600	565	76.5	6	565	506 / 1726	2182	348.60	418.32	362.25	434.70	✓
DR036 AL0600755 (single panel)	600	755	76.5	8	755	674 / 2300	2914	414.75	497.70	423.15	507.78	✓
DR036 AL0600945 (single panel)	600	945	76.5	10	945	842 / 2873	3640	488.25	585.90	504.00	604.80	✓
DR036 AL0601135 (single panel)	600	1135	76.5	12	1135	1011 / 3450	4371	563.85	676.62	580.65	696.78	✓
DR036 AL0601325 (single panel)	600	1325	76.5	14	1325	1147 / 3914	4958	637.35	764.82	656.25	787.50	✓
DR036 AL0601515 (single panel)	600	1515	76.5	16	1515	1342 / 4579	5801	709.80	851.76	733.95	880.74	✓

ASTUTE HORIZONTAL DOUBLE PANEL DR036DP

The Astute double panel models are the preferred option for rooms that require the additional BTU heat output. Available in five width options. The double panel version of Astute Horizontal comes in the exact same white and anthracite finish as the single panel version, so mixing and matching formats of this range gives comprehensive heating possibilities.



For valves please see the Accessories & Valves section - VL003 pictured.

Anthracite



ASTUTE HORIZONTAL (DP)

	Dimensions (mm)			No. of Sections	End to End Connections	ΔT 50°C Watts/BTUs	ΔT 60°C BTUs	£ White		£ Anthracite		Stock Info
	H	W	D					ex VAT	inc VAT	ex VAT	inc VAT	
DR036DP AL0600560 (double panel)	600	560	117.5	6	560	841 / 2869	3636	439.95	527.94	449.40	539.28	✓
DR036DP AL0600748 (double panel)	600	748	117.5	8	748	1121 / 3825	4846	540.75	648.90	552.30	662.76	✓
DR036DP AL0600936 (double panel)	600	936	117.5	10	936	1401 / 4780	6057	641.55	769.86	655.20	786.24	✓
DR036DP AL0601124 (double panel)	600	1124	117.5	12	1124	1654 / 5643	7150	763.35	916.02	778.05	933.66	✓
DR036DP AL0601312 (double panel)	600	1312	117.5	14	1312	1908 / 6510	8248	867.30	1040.76	886.20	1063.44	✓

ASTUTE VERTICAL SINGLE DR035

Astute radiators in both horizontal and vertical formats have the range of sizes to furnish a whole home or interiors project. The vertical offering works well in kitchens, utilising the optional towel bar for tea towels. For bathrooms requiring the additional heat of a radiator, this towel hanging option works equally well.



White



AC066 320CP (320mm wide)

£72.45 ex VAT

£86.94 inc VAT

AC066 415CP (415mm wide)

£95.55 ex VAT

£114.66 inc VAT

AC066 510CP (510mm wide)

£121.80 ex VAT

£146.16 inc VAT



VL003 pictured.

ASTUTE VERTICAL (SP)

	Dimensions (mm)			Sections	End to End connections	ΔT 50°C Watts/BTUs	ΔT 60°C BTUs	£ White		£ Anthracite		Stock Info
	H	W	D					ex VAT	inc VAT	ex VAT	inc VAT	
DR035 AL180280	1800	280	76.5	3	280	843 / 2876	3644	360.61	432.73	370.63	444.75	✓
DR035 AL180375	1800	375	76.5	4	375	1124 / 3835	4859	440.75	528.90	456.33	547.60	✓
DR035 AL180470	1800	470	76.5	5	470	1405 / 4794	6074	520.88	625.06	539.81	647.77	✓

ASTUTE VERTICAL DOUBLE DR035DP

Astute Vertical Double Panel models complete the family offering of this range. With the same white and anthracite finish of the other three formats in the range. Specifiers utilise this tall double panel model in spaces where wall space is limited, yet a high heat output is required. Shown below in white, the classic design can work well in simple and more neutral settings.



Anthracite



AC066 320CP (320mm wide)
£81.90 ex VAT
£98.28 inc VAT

AC066 415CP (415mm wide)
£112.35 ex VAT
£134.82 inc VAT

AC066 510CP (510mm wide)
£139.65 ex VAT
£167.58 inc VAT



VL003 pictured.


ASTUTE


HORIZONTAL (DP)

	Dimensions (mm)			No. of Sections	End to End Connections	ΔT 50°C Watts/BTUs	ΔT 60°C BTUs	£ White		£ Anthracite		Stock Info
	H	W	D					ex VAT	inc VAT	ex VAT	inc VAT	
DR035DP AL180278	1800	278	117.5	3	278	1441 / 4917	6229	508.64	610.37	519.77	623.73	✓
DR035DP AL180372	1800	372	117.5	4	372	1916 / 6537	8283	628.85	754.61	644.43	773.31	✓
DR035DP AL180466	1800	466	117.5	5	466	2348 / 8011	10150	750.16	900.19	767.97	921.56	✓

LISTER HORIZONTAL DR044

The bold double column design with scalloped top detailing makes Lister a favourable alternative to standard pressed panel radiators. In horizontal format, Lister suits lounge rooms, hallways, kitchens and bedrooms. A reversible design in Anthracite or White.



 For valves please see the Accessories & Valves section - VL003 pictured.

White (Scalloped)



Anthracite (Flat)



Reversible design - scalloped or flat sections

LISTER WALL MOUNTED

	Dimensions (mm)			No. of Sections	End to End connections	ΔT 50°C Watts/BTUs	ΔT 60°C BTUs	White / Anthracite		Stock Info
	H	W	D					£ ex VAT	£ inc VAT	
DR044 MS0600680	600	680	95	9	680	965 / 3293	4162	339.00	406.80	✓
DR044 MS0600113	600	1136	95	15	1136	1608 / 5487	6935	539.00	646.80	✓

LISTER VERTICAL DR044

Lister Vertical is bold, sculptural and modern. Crafted for maximum heat output with minimalist style, this radiator works beautifully in living areas, kitchens, hallways or bathrooms. Can be installed with scalloped or flat sections to the front face of the radiator.




Image showing as fitted with scalloped profile to front of radiator



For valves please see the Accessories & Valves section - VL003 pictured.

White (Scalloped)



Anthracite (Flat)



Reversible design - scalloped or flat sections

LISTER WALL MOUNTED

	Dimensions (mm)			No. of Sections	End to End connections	ΔT 50°C Watts/BTUs	ΔT 60°C BTUs	White / Anthracite		Stock Info
	H	W	D					£ ex VAT	£ inc VAT	
DR044 MS1800300	1800	300	95	4	300	1118 / 3185	4822	379.00	454.80	✓
DR044 MS1800452	1800	452	95	6	452	1677 / 5722	7233	529.00	634.80	✓

SERENADE DR008

Serenade is a vertical contemporary design radiator, manufactured from high quality Mild Steel with finish options of Chrome, Matt Black & White. Please see page 170 for colour options.



MS C 15

Towel Bar Optional
Accessory Chrome
AC039A 266CP (266mm wide)
AC039B 375CP (375mm wide)
£59.85 ex VAT, £71.82 inc VAT



For valves please see the Accessories & Valves section - VL014 pictured.

MILD STEEL

SUPPLEMENTS £ = Chrome + >

Gold Pricing POA



Bright Nickel:

+ £221.00 ex VAT
+ £265.20 inc VAT



Brushed Nickel:

+ £309.00 ex VAT
+ £370.80 inc VAT



SERENADE

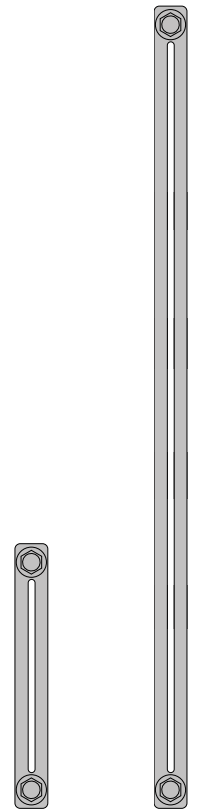
Tube Ø 30mm □ 40 x 10mm	Dimensions (mm)			Bar Config	End to End Connections	ΔT 50°C Watts/BTUs	ΔT 60°C Watts/BTUs	£ Chrome		Stock Info
	H	W	D					ex VAT	inc VAT	
DR008 MS1800252CP	1800	252	70	5	252	351 / 1198	1514	269.00	322.80	✓
DR008 MS1800358CP	1800	358	70	7	358	491 / 1675	2118	359.00	430.80	✓

FLINT MILD STEEL 2 COLUMN

Add a bold, contemporary touch to your interior with Flint, finished as lacquered raw steel this radiator complements minimalist, industrial or luxe interiors. Engineered with multiple parallel columns it ensures even heat distribution and rapid warming.



Lacquered finish, raw steel design with industrial welding detail.



2 COLUMNS
600MM

2 COLUMNS
1800MM



For valves please see the Accessories & Valves section - VL003 pictured.

FLINT MILD STEEL 2C

Tube Ø 25mm

	Dimensions (mm)			No. of Sections	End to End Connections	ΔT 50°C Watts/BTUs	ΔT 60°C BTUs	£ ex VAT	£ inc VAT	Stock Info
	H	W	D							
2C-600-13 RAW	600	592	104.5	13	592	604 / 2061	2617	309.00	370.80	✓
2C-600-26 RAW	600	1164	104.5	26	1164	1170 / 3990	5043	599.00	718.80	✓
2C-1800-8 RAW	1800	372	104.5	8	372	1045 / 3566	4507	389.00	466.80	✓
2C-1800-10 RAW	1800	460	104.5	10	460	1294 / 4415	5581	499.00	598.80	✓

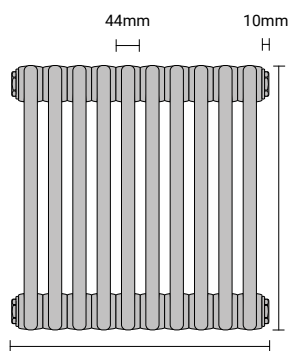


Mode suits traditional properties, yet also looks great in contemporary settings. Heights range from 300mm great for under window sills, to a 1800mm tall version. There are many sizes in between.

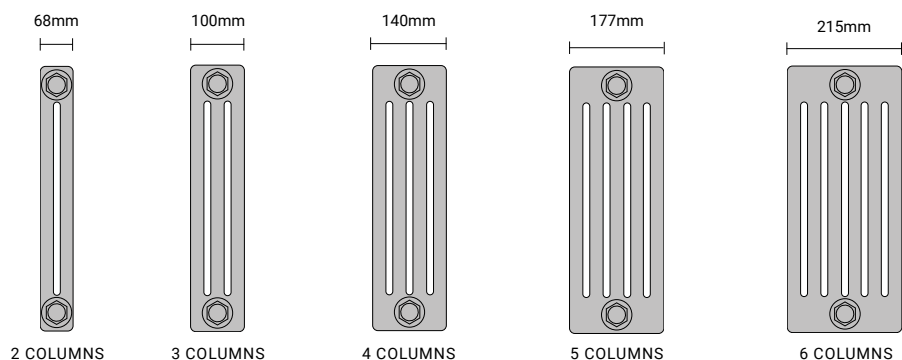
Available in a wide range of sizes, so you can choose a radiator which exactly suits your space and required heat output. The standard colour finish is white RAL 9016. Other RAL colours are available. Contemporary colours available on 2 & 3 column only. Colour finish options are subject to an eight week lead time, Sizes are subject to manufacturing tolerances.

Wall brackets are included, feet, other fixing accessories and non standard sizes include 5 and 6 columns ranging from 300mm - 2000mm high and detailed on the next pages. For valve finishing options see page 165 - 168.

MODE	Dimensions (mm)			Number of Sections	ΔT 50°C Watts/BTUs	ΔT 60°C BTUs	£ ex VAT White	£ inc VAT White	Stock Info
	H	W	D						
2 COLUMN RADIATORS									
2C-050-10-0460	500	460	68	10	371 / 1266	1600	205.55	246.66	✓
2C-050-18-0812	500	812	68	18	688 / 2347	2967	358.90	430.68	✓
2C-050-22-0988	500	988	68	22	817 / 2788	3524	441.10	529.32	✓
2C-060-10-0460	600	460	68	10	440 / 1501	1898	213.30	255.96	✓
2C-060-14-0636	600	636	68	14	616 / 2102	2657	291.80	350.16	✓
2C-060-18-0812	600	812	68	18	792 / 2702	3416	371.35	445.62	✓
2C-060-22-0988	600	988	68	22	968 / 3303	4175	458.15	549.78	✓
2C-060-24-1076	600	1076	68	24	1056 / 3603	4554	501.50	601.80	✓
2C-060-28-1252	600	1252	68	28	1232 / 4204	5313	580.05	696.06	✓
2C-180-06-0284	1800	284	68	6	774 / 2641	3338	282.55	339.06	✓
2C-180-08-0372	1800	372	68	8	1032 / 3521	4451	367.60	441.12	✓
2C-180-10-0460	1800	460	68	10	1290 / 4401	5563	452.65	543.18	✓
2C-180-12-0548	1800	548	68	12	1548 / 5282	6676	537.70	645.24	✓
3 COLUMN RADIATORS									
3C-050-14-0636	500	636	100	14	720 / 2457	3105	354.85	425.82	✓
3C-050-18-0812	500	812	100	18	926 / 3160	3994	444.70	533.64	✓
3C-050-22-0988	500	988	100	22	1131 / 3859	4878	544.40	653.28	✓
3C-050-24-1076	500	1076	100	24	1234 / 4210	5322	595.50	714.60	✓
3C-050-28-1252	500	1252	100	28	1440 / 4913	6210	685.40	822.48	✓
3C-060-10-0460	600	460	100	10	609 / 2078	2626	278.90	334.68	✓
3C-060-14-0636	600	636	100	14	852 / 2907	3674	374.45	449.34	✓
3C-060-18-0812	600	812	100	18	1097 / 3743	4731	470.00	564.00	✓
3C-060-20-0900	600	900	100	20	1218 / 4156	5253	527.35	632.82	✓
3C-060-24-1076	600	1076	100	24	1462 / 4988	6305	629.10	754.92	✓
3C-060-30-1340	600	1340	100	30	1827 / 6234	7879	772.70	927.24	✓
3C-180-08-0372	1800	372	100	8	1412 / 4818	6090	463.30	555.96	✓
3C-180-10-0460	1800	460	100	10	1764 / 6019	7608	565.15	678.18	✓
3C-180-12-0548	1800	548	100	12	2117 / 7223	9130	666.40	799.68	✓



Width = No of sections x 44mm + 2 x 10mm



2 COLUMNS

3 COLUMNS








4 COLUMNS

5 COLUMNS

6 COLUMNS

This service gives the opportunity to order non standard sizes. Choose from wall or floor standing. These radiators are supplied in white RAL 9016. Coloured finishes are available, please see page 170 for colour options. Please note, contemporary colours available on 2, 3 & 4 column only. The lead time for delivery is approximately eight weeks. The sections cannot be joined on site. We only supply complete radiators, practical considerations need to be given to weight, carriage, handling and accessibility. Where necessary large radiators can be supplied in module format.

Maximum number of radiator sections for bespoke models is 44.

Accessories for Mode Column Radiators	£ ex VAT	£ inc VAT	Stock Info
 Column Radiator Feet AC028 WH	94.50 per pair	113.40 per pair	✓
 Adjustable Feet AC024 Height from 90mm to 120mm. Must only be used with top retaining stay.	58.80 each	70.56 each	✓
 Base Plate Cover AC025 For use with adjustable feet (above).	13.65 each	16.38 each	✓
 Top Retaining Stay AC026 For use with adjustable feet.	21.00 each	25.20 each	✓
 Standing Brackets For use with glass walls etc...	POA	POA	✘
 Welded Feet - 2 Heights Available (75mm or 140mm) Up to 20 sections requires two feet 21 to 40 sections three feet 41 to 44 sections four feet	94.50 each	113.40 each	✘
 See Page 165 - 168 for our range of valves			✓

CALCULATIONS FOR SIZING A RADIATOR

REQUIRED OUTPUT IS 1200 WATTS

Space available is 1000 mm high x 750 mm wide.
Approx radiator dimensions 900mm high x 600mm wide.
(Taking into account space for valves)

NUMBER OF SECTIONS POSSIBLE

Width (600mm) divide by 45mm per section
+ allowance for each side.
600 - 24 divided by 45 = 12 sections.

HEAT OUTPUT PER SECTION

Divide your required output by sections.
1200 watts divided by 12 = 100 watts per section.

SELECTING YOUR RADIATOR SECTION

4-750 @102 watts per section.
Therefore 12 sections @102 per section = 1224 watts
@ 50 degrees C delta T.

PRICE CALCULATION

12 x 43.00 = 516.00 ex VAT,
Plus feet if floor standing and any other non standard support brackets you may require.

DIMENSIONS

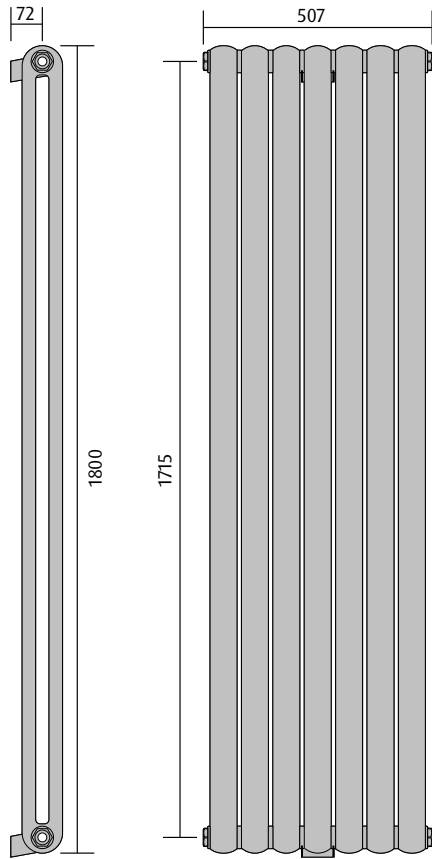
The nominal overall length of a radiator = number of section x 45mm = 24mm for reducing bushes (12mm each end).
Subject to manufacturing tolerance of +/- 0.7mm (1.5%) per section.



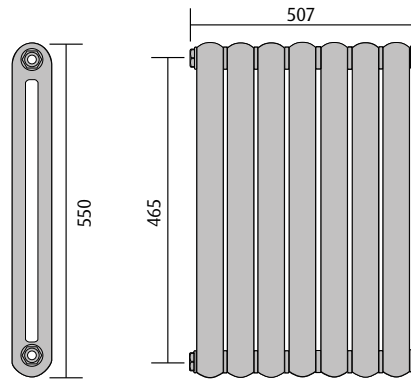
MODE SECTIONS	Dimensions (mm)		ΔT 50°C	ΔT 60°C	£ ex VAT	£ inc VAT
	H	D	Watts/BTUs	BTUs	White	White
2 COLUMN SECTION						
2-300	300	65	24 / 82	104	37.08	44.49
2-400	400	65	31 / 106	134	37.08	44.49
2-500	500	65	37 / 126	160	37.08	44.49
2-600	600	65	44 / 150	190	38.20	45.84
2-750	750	65	55 / 188	238	38.20	45.84
2-900	900	65	65 / 222	282	41.57	49.88
2-1000	1000	65	72 / 246	312	44.94	53.93
2-1200	1200	65	86 / 293	372	57.30	68.76
2-1500	1500	65	108 / 369	468	71.90	86.28
2-1800	1800	65	129 / 440	558	84.26	101.12
2-2000	2000	65	144 / 491	623	108.98	130.78
3 COLUMN SECTION						
3-300	300	105	33 / 113	143	44.94	53.93
3-400	400	105	42 / 143	181	42.69	51.23
3-500	500	105	52 / 177	224	41.57	49.88
3-600	600	105	61 / 208	264	42.69	51.23
3-750	750	105	75 / 256	325	49.43	59.32
3-900	900	105	90 / 307	389	56.18	67.41
3-1000	1000	105	99 / 338	429	58.42	70.11
3-1200	1200	105	118 / 403	511	75.27	90.33
3-1500	1500	105	147 / 502	637	93.25	111.90
3-1800	1800	105	177 / 604	766	110.10	132.12
3-2000	2000	105	197 / 672	852	124.71	149.65
4 COLUMN SECTION						
4-300	300	145	43 / 147	186	49.43	59.32
4-400	400	145	56 / 191	242	50.56	60.67
4-500	500	145	69 / 235	298	51.68	62.02
4-600	600	145	82 / 280	355	52.80	63.37
4-750	750	145	102 / 348	441	52.80	63.37
4-900	900	145	121 / 413	524	57.30	68.76
4-1000	1000	145	134 / 457	579	66.29	79.54
4-1200	1200	145	159 / 543	689	87.63	105.16
4-1500	1500	145	197 / 672	852	115.72	138.86
4-1800	1800	145	235 / 802	1017	139.31	167.18
4-2000	2000	145	260 / 887	1125	155.04	186.05
5 COLUMN SECTION						
5-300	300	185	52 / 177	224	67.41	80.89
5-400	400	185	68 / 232	294	68.75	82.50
5-500	500	185	83 / 283	359	71.45	85.74
5-600	600	185	98 / 334	424	75.50	90.59
5-750	750	185	121 / 413	524	83.59	100.31
5-900	900	185	143 / 488	619	93.03	111.64
5-1000	1000	185	158 / 539	683	101.12	121.34
5-1200	1200	185	188 / 641	813	129.42	155.31
5-1500	1500	185	232 / 792	1004	169.87	203.84
5-1800	1800	185	277 / 945	1198	202.23	242.68
5-2000	2000	185	307 / 1048	1329	222.45	266.94
6 COLUMN SECTION						
6-300	300	225	63 / 215	273	79.55	95.46
6-400	400	225	82 / 280	355	80.89	97.07
6-500	500	225	101 / 345	437	83.59	100.31
6-600	600	225	120 / 409	519	88.98	106.77
6-750	750	225	148 / 505	640	101.12	121.34
6-900	900	225	175 / 597	757	115.94	139.13
6-1000	1000	225	193 / 659	836	123.38	150.46
6-1200	1200	225	229 / 781	990	163.13	195.75
6-1500	1500	225	282 / 962	1220	204.93	245.91
6-1800	1800	225	334 / 1140	1446	244.02	292.82
6-2000	2000	225	369 / 1259	1596	266.94	320.33

MODE II FLOOR OR WALL MOUNTED CN027

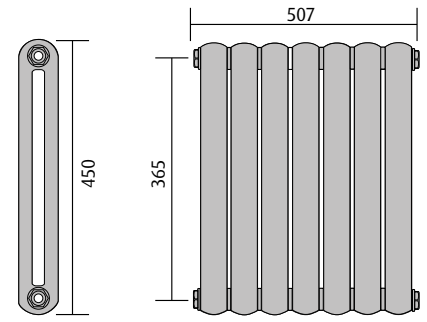
Contemporary styling with sleek rounded tubes. Mode II has all the attributes of a great column radiator with edgy attitude. These wall hung radiators will complement many areas of the home. Available in White RAL 9016 and Metallic Anthracite as standard. Please see page 170 for other colour options.



1800mm High



550mm High



450mm High

THREE HEIGHTS - 450MM, 550MM AND 1800MM

Available in a variety of widths

Feet - White or Anthracite
AC038: £36.75 ex VAT, £44.10 inc VAT



Contemporary or Classic thermostatic valve options to suit Mode II. See page 167.



MODE II

	Dimensions (mm)			Number of Sections	ΔT 50°C Watts/BTUs	ΔT 60°C BTUs	£ ex VAT White / Anthracite	£ inc VAT White / Anthracite	Stock Info
	H	W	D						
CN027 MS0450507	450	507	90	7	398 / 1358	1716	259.00	310.80	✓
CN027 MS0450785	450	785	90	11	625 / 2133	2695	369.00	442.80	✓
CN027 MS0450993	450	993	90	14	796 / 2716	3433	509.00	610.80	✓
CN027 MS0451202	450	1202	90	17	966 / 3296	4166	579.00	694.80	✓
CN027 MS0550507	550	507	90	7	505 / 1723	2178	289.00	346.80	✓
CN027 MS0550785	550	785	90	11	793 / 2706	3420	429.00	514.80	✓
CN027 MS0550993	550	993	90	14	1009 / 3443	4352	549.00	658.80	✓
CN027 MS0551202	550	1202	90	17	1226 / 4183	5287	659.00	790.80	✓
CN027 MS1800229	1800	229	90	3	922 / 3146	3976	269.00	322.80	✓
CN027 MS1800370	1800	370	90	5	1538 / 5248	6633	429.00	514.80	✓
CN027 MS1800507	1800	507	90	7	2153 / 7346	9285	569.00	682.80	✓