

Greenstar Heatslave II combi

The installer's choice



A++ → G



A → G


Dimensions	
Width	520mm
Height	855mm
Depth	600mm
Clearances	
Above	300mm [^]
Left	5mm
Right	5mm
Front	600mm

[^]Note: Although clearance above the Heatslave range is stated to be 300mm, a removable worktop may be placed directly above the boiler, allowing 10mm clearance.

Models and outputs

Boiler output (kW)	Flow rate (ΔT 40°C FOR A 90 LITRE DRAW OFF)	Part no.
Greenstar Heatslave II combi 12/18		
12 to 18	15*	7 731 600 260
Greenstar Heatslave II combi 18/25		
18 to 25	18*	7 731 600 261
Greenstar Heatslave II combi 25/32		
25 to 32	22*	7 731 600 262

*Restricted DHW flow rate.



Collect loyalty points for every installation

Flue lengths

Maximum flue lengths (mm)				
Diameter	Direction	12/18	18/25	25/32
125mm	High level horizontal	6,000	6,000	6,000
	Rear exit horizontal	6,000	6,000	6,000
	Side exit horizontal	5,000	5,000	5,000
	Vertical	8,000	8,000	8,000
80mm	Plume management	5,000	5,000	4,000

Note: For every 90° flue bend deduct 1,000mm and 500mm for every 45° flue bend. For every 90° plume kit bend deduct 1,000mm and 500mm for every 45° plume kit bend.

Flue damper (7 716 190 101) required on all lengths for all models except the 25/32kW model when set at 25kW or 28kW. Flue damper only required for 32kW output when flue length is equal to or less than 4 metres.

For details of flue components see page 90.

Model weights and efficiencies

Weight – lift	ErP space heating efficiency class	ErP water heating efficiency class**	SAP efficiency	water heating energy efficiency
Greenstar Heatslave II combi 12/18				
124kg	A / 92%	B	89.0%	66%
Greenstar Heatslave II combi 18/25				
126kg	A / 92%	B	88.9%	63%
Greenstar Heatslave II combi 25/32				
128kg	A / 92%	B	88.8%	64%

**Declared load profile XL

For details of compatible controls see pages 80-81. See pages 86-87 for relevant accessories.



You can offer up to a 7 year guarantee, when installed with any Greenstar System Filter[†]. See page 2 for more information.

[†]Available to Loyalty Programme members only. Non-WAIs can achieve this extended guarantee length with an additional payment of £40. Terms and conditions apply.

Greenstar Heatslave II External combi

Space-saving brilliance



A++ → G



A → G


Dimensions	
Width	640mm
Height	950mm
Depth	770mm
Clearances	
Above	600mm
RH/LH flue outlet on opposite side	10mm
RH flue outlet on rear	300mm
LH flue outlet on rear	10mm
Rear = flue outlet on side	50mm
Rear = rear flue outlet	2,500mm

It is strongly recommended that the flue terminal faces away from walls to reduce the possibility of wetting occurring.

Models and outputs

Boiler output (kW)	Flow rate (ΔT 40°C FOR A 90 LITRE DRAW OFF)	Part no.
Greenstar Heatslave II External combi 12/18		
12 to 18	15*	7 731 600 263
Greenstar Heatslave II External combi 18/25		
18 to 25	18*	7 731 600 264
Greenstar Heatslave II External combi 25/32		
25 to 32	22*	7 731 600 265

*Restricted DHW flow rate.



Collect loyalty points for every installation

Flue lengths

Maximum flue lengths (mm)				
Diameter	External kit	12/18	18/25	25/32
80mm	Plume management	5,000	5,000	4,000

Note: For every 90° flue bend deduct 1,000mm and 500mm for every 45° flue bend. For every 90° plume kit bend deduct 1,000mm and 500mm for every 45° plume kit bend.

Flue damper (7 716 190 101) required on all lengths for all models except the 25/32kW model when set at 25kW or 28kW.

Boiler comes with standard horizontal flue kit. A 90° bend is required when fluing to the side.

For details of flue components see page 92.

Model weights and efficiencies

Weight - lift	ErP space heating efficiency class	ErP water heating efficiency class**	SAP efficiency	water heating energy efficiency
Greenstar Heatslave II External combi 12/18				
151kg	A / 92%	B	89.0%	66%
Greenstar Heatslave II External combi 18/25				
154kg	A / 92%	B	88.9%	63%
Greenstar Heatslave II External combi 25/32				
158kg	A / 92%	B	88.8%	64%

**Declared load profile XL

For details of compatible controls see pages 80-81. See pages 86-87 for relevant accessories.

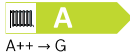


You can offer up to a 7 year guarantee, when installed with any Greenstar System Filter†. See page 2 for more information.

†Available to Loyalty Programme members only. Non-WAIs can achieve this extended guarantee length with an additional payment of £40. Terms and conditions apply.

Greenstar Danesmoor Utility system

The all-round all-star




Dimensions	
Width	370mm
Height	855mm
Depth	600mm
Clearances	
Above (annual service)	10mm
Above (maintenance & repair)	300mm
Left	5mm
Right	5mm
Front	600mm

The appliance is suitable for an under-worktop installation providing that the worktop above the boiler (min. 10mm clearance) is removable for maintenance and repair.

Models and outputs

Boiler output (kW)	Part no.
Greenstar Danesmoor Utility system 12/18	
12 to 18	7 731 600 254
Greenstar Danesmoor Utility system 18/25	
18 to 25	7 731 600 255
Greenstar Danesmoor Utility system 25/32	
25 to 32	7 731 600 256



Collect loyalty points for every installation

Flue lengths

Maximum flue lengths (mm)				
Diameter	Direction	12/18	18/25	25/32
125mm	High level horizontal	6,000	6,000	6,000
	Rear exit horizontal	6,000	6,000	6,000
	Side exit horizontal	5,000	5,000	5,000
	Vertical	8,000	8,000	8,000
80mm	Plume management	5,000	5,000	4,000

Note: For every 90° flue bend deduct 1,000mm and 500mm for every 45° flue bend. For every 90° plume kit bend deduct 1,000mm and 500mm for every 45° plume kit bend.

Flue damper (7 716 190 101) required on all lengths for all models except the 25/32kW model when set at 25kW and 28kW. Flue damper only required for 32kW output when flue length is equal to or less than 4 metres.



For details of flue components see page 90.

Model weights and efficiencies

Weight - lift	ErP space heating efficiency class	SAP efficiency
Greenstar Danesmoor Utility system 12/18		
111kg	A / 92%	90.7%
Greenstar Danesmoor Utility system 18/25		
112kg	A / 92%	90.6%
Greenstar Danesmoor Utility system 25/32		
121kg	A / 92%	90.5%



For details of compatible controls see pages 82-83. See pages 86-87 for relevant accessories.

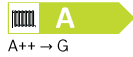


You can offer up to a 7 year guarantee, when installed with any Greenstar System Filter*. See page 2 for more information.

*Available to Loyalty Programme members only. Non-WAIs can achieve this extended guarantee length with an additional payment of £40. Terms and conditions apply.

Greenstar Danesmoor External system

Indoor, outdoor, everywhere



Dimensions			
Width	565mm		
Height	950mm		
Depth	780mm		
Clearances (Flue orientation from front)			
	Right	Left	Rear
Left	10mm	2,500mm [^]	50mm
Right	2,500mm	10mm	50mm
Rear	50mm ^{**}	50mm ^{**}	2,500mm ^{**}
Above	600mm	600mm	600mm
Front	600mm	600mm	600mm


[^]From end of flue terminal allow 2,500mm clearance.

^{**}200mm if using a high level terminal exiting through the rear panel.

It is strongly recommended that the flue terminal faces away from walls to reduce the possibility of wetting occurring.

Models and outputs

Boiler output (kW)	Part no.
Greenstar Danesmoor External system 12/18	
12 to 18	7 731 600 257
Greenstar Danesmoor External system 18/25	
18 to 25	7 731 600 258
Greenstar Danesmoor External system 25/32	
25 to 32	7 731 600 259



Collect loyalty points for every installation

Flue lengths

Maximum flue lengths (mm)				
Diameter	External kit	12/18	18/25	25/32
80mm	Plume management	5,000	5,000	5,000

Note: For every 90° flue bend deduct 1,000mm and 500mm for every 45° flue bend. For every 90° plume kit bend deduct 1,000mm and 500mm for every 45° plume kit bend.

Flue damper (7 716 190 101) required on all lengths for all models except the 25/32kW model when set at 25kW or 28kW.



For details of flue components see page 92.

Model weights and efficiencies

Weight - lift	ErP space heating efficiency class	SAP efficiency
Greenstar Danesmoor External system 12/18		
119kg	A / 92%	90.7%
Greenstar Danesmoor External system 18/25		
121kg	A / 92%	90.6%
Greenstar Danesmoor External system 25/32		
131kg	A / 92%	90.5%



For details of compatible controls see pages 82-83. See pages 86-87 for relevant accessories.



You can offer up to a 7 year guarantee, when installed with any Greenstar System Filter[†]. See page 2 for more information.

[†]Available to Loyalty Programme members only. Non-WAIs can achieve this extended guarantee length with an additional payment of £40. Terms and conditions apply.

Greenstar Danesmoor Utility regular

Ultimate off-grid living




A++ → G

Dimensions	
Width	370mm
Height	855mm
Depth	600mm
Clearances	
Above (annual service)	10mm
Above (maintenance & repair)	300mm
Left	5mm
Right	5mm
Front	600mm

The appliance is suitable for an under-worktop installation providing that the worktop above the boiler (min. 10mm clearance) is removable for maintenance and repair.

Models and outputs

Boiler output (kW)	Part no.
Greenstar Danesmoor Utility regular 12/18	
12 to 18	7 731 600 245
Greenstar Danesmoor Utility regular 18/25	
18 to 25	7 731 600 246
Greenstar Danesmoor Utility regular 25/32	
25 to 32	7 731 600 247



Collect loyalty points
for every installation

Flue lengths

Maximum flue lengths (mm)				
Diameter	Direction	12/18	18/25	25/32
125mm	High level horizontal	6,000	6,000	6,000
	Rear exit horizontal	6,000	6,000	6,000
	Side exit horizontal	5,000	5,000	5,000
	Vertical	8,000	8,000	8,000
80mm	Plume management	5,000	5,000	4,000

Note: For every 90° flue bend deduct 1,000mm and 500mm for every 45° flue bend. For every 90° plume kit bend deduct 1,000mm and 500mm for every 45° plume kit bend.

Flue damper (7 716 190 101) required on all lengths for all models except the 25/32kW model when set at 25kW or 28kW. Flue damper only required for 32kW output when flue length is equal to or less than 4 metres.



For details of flue components see page 90.

Model weights and efficiencies

Weight – lift	ErP space heating efficiency class	SAP efficiency
Greenstar Danesmoor Utility regular 12/18		
104kg	A / 92%	90.7%
Greenstar Danesmoor Utility regular 18/25		
108kg	A / 92%	90.6%
Greenstar Danesmoor Utility regular 25/32		
108kg	A / 92%	90.5%



For details of compatible controls see pages 82-83.
See pages 86-87 for relevant accessories.

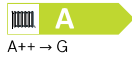


You can offer up to a 7 year guarantee, when installed with any Greenstar System Filter[†]. See page 2 for more information.

[†]Available to Loyalty Programme members only. Non-WAIs can achieve this extended guarantee length with an additional payment of £40. Terms and conditions apply.

Greenstar Danesmoor External regular

Indoor, outdoor, everywhere



Dimensions			
Width	565mm		
Height	950mm		
Depth	780mm		
Clearances (Flue orientation from front)			
	Right	Left	Rear
Left	10mm	2,500mm*	50mm
Right	2,500mm	10mm	50mm
Rear	50mm**	50mm**	2,500mm*
Above	600mm	600mm	600mm
Front	600mm	600mm	600mm


*From end of flue terminal allow 2,500mm clearance.

**200mm if using a high level terminal exiting through the rear panel.

It is strongly recommended that the flue terminal faces away from walls to reduce the possibility of wetting occurring.

Models and outputs

Boiler output (kW)	Part no.
Greenstar Danesmoor External regular 12/18	
12 to 18	7 731 600 248
Greenstar Danesmoor External regular 18/25	
18 to 25	7 731 600 249
Greenstar Danesmoor External regular 25/32	
25 to 32	7 731 600 250



Collect loyalty points for every installation

Flue lengths

Maximum flue lengths (mm)				
Diameter	External kit	12/18	18/25	25/32
80mm	Plume management	5,000	5,000	5,000

Note: For every 90° flue bend deduct 1,000mm and 500mm for every 45° flue bend. For every 90° plume kit bend deduct 1,000mm and 500mm for every 45° plume kit bend.

Flue damper (7 716 190 101) required on all lengths for all models except the 25/32kW model when uprated to 32kW. Flue damper only required for 32kW output when flue length is equal to or less than 4 metres.



For details of flue components see page 92.

Model weights and efficiencies

Weight - lift	ErP space heating efficiency class	SAP efficiency
Greenstar Danesmoor External regular 12/18		
110kg	A / 92%	90.7%
Greenstar Danesmoor External regular 18/25		
114kg	A / 92%	90.6%
Greenstar Danesmoor External regular 25/32		
124kg	A / 92%	90.5%



For details of compatible controls see pages 82-83. See pages 86-87 for relevant accessories.



You can offer up to a 7 year guarantee, when installed with any Greenstar System Filter[†]. See page 2 for more information.

[†]Available to Loyalty Programme members only. Non-WAIs can achieve this extended guarantee length with an additional payment of £40. Terms and conditions apply.

Greenstar Utility Regular

Ultimate off-grid living




Dimensions	
Width	598mm
Height	1,098mm
Depth	795mm
Clearances	
Above	300mm [^]
Left	10mm
Right	10mm
Front	600mm

[^]Note: Although clearance above the Greenstar Utility range is stated to be 300mm, a removable worktop may be placed directly above the boiler, allowing 10mm clearance.

Models and outputs

Boiler output (kW)	Part no.
Greenstar Utility regular 32/50	
32 to 50	7 731 600 266
Greenstar Utility regular 50/70	
50 to 70	7 731 600 267



Collect loyalty points for every installation

Flue lengths

Maximum flue lengths (mm)			
Diameter	Direction	32/50	50/70
150mm	High level horizontal	6,400	6,400
	Rear exit horizontal	6,400	6,400
	Side exit horizontal	4,400	5,400
	Vertical	10,000	10,000

Note: For every 90° flue bend deduct 1,000mm and 500mm for every 45° flue bend.



For details of flue components see page 90.

Model weights and efficiencies

Weight - lift	ErP space heating efficiency class	SAP efficiency
Greenstar Utility regular 32/50		
215kg	A / 91.0%	90.7%
Greenstar Utility regular 50/70		
220kg	A / 91.0%	90.5%



For details of compatible controls see pages 84-85. See pages 86-87 for relevant accessories.



You can offer up to a 7 year guarantee, when installed with any Greenstar System Filter[†]. See page 2 for more information.

[†]Available to Loyalty Programme members only. Non-WAIs can achieve this extended guarantee length with an additional payment of £40. Terms and conditions apply.