



Product Catalogue

Issue 24

Drayton

by Schneider Electric

Contents

UK Based Support	3
Sustainability and Drayton's Journey to Net Zero	4
Boiler Plus Compliance	5

Smart Thermostats

Wiser	6-9
-------------	-----

Room Thermostats, Wired & Wireless

RTS Room Thermostat Range	11
Combi-Stat Room Thermostat	11
Digistat+ Wired Room Thermostat	12
Digistat+RF Wireless Room Thermostat	12
Digistat+1 Wired Room Thermostat	13
Digistat+1RF Wireless Room Thermostat	13

Programmable Room Thermostats, Wired & Wireless

Digistat Universal Thermostats	14-17
--------------------------------------	-------

Time Controls

SM1 & SM2 Electro-mechanical Timeswitch & Programmer	19
Lifestyle LP & LPSi	20-21

Clip-in Controls

Clip-in Controls for Worcester Boilers	22-23
--	-------

Motorised Valves

Two Port & Mid Position Valves	24
--------------------------------------	----

Thermostatic Radiator Valves

TRV4 Thermostatic Radiator Valves	26-27
RT414 & RT212 Thermostatic Radiator Valves	28-29
New Auto-balancing TRVs.....	30
EB Lockshields, Valves and Body Range	32
TRV Accessories	33
Commercial Radiator Controls & Valves	34-35
TS Ultra Thermal Actuator	36
Automatic By-Pass Valve	37

Cylinder & Pipe Thermostats

HTS3 Cylinder Thermostat	38
Digistat+ CRF	39
PTS1 Pipe Thermostat	40
Tapstat Cylinder Controls	41

Control Packs

Biflo/Twinzone Packs	42
Unvented/Frost Protection/Social Housing/New Build Packs	43

Accessories

Wiring Centres	44
Drain Easy Kit	45
Décor Plate & Spacer Box	46
Drayton Rewards+	47



The Drayton Community

facebook | join the conversation



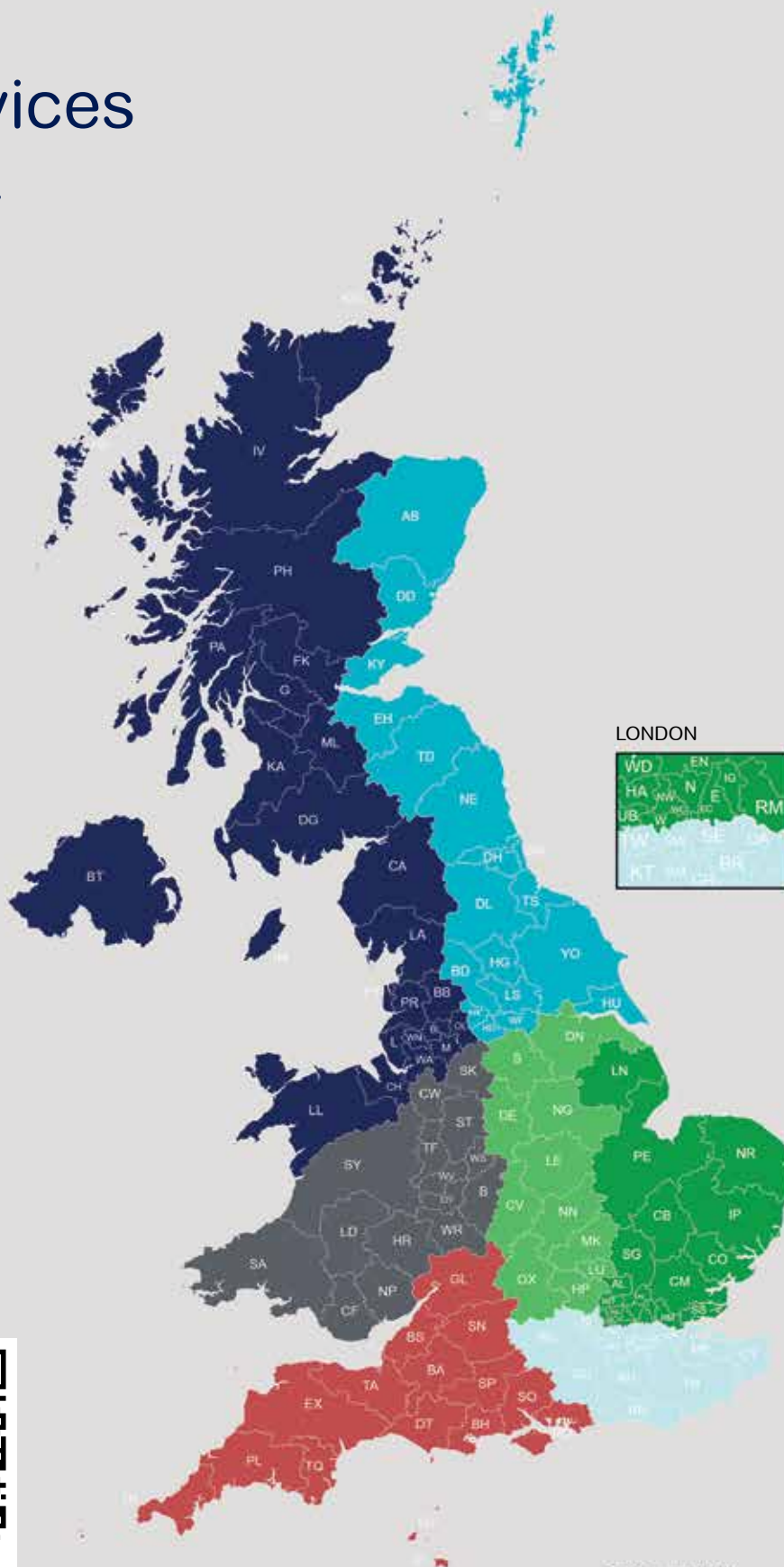


UK Based Support

Customer Services 0333 6000 622

Area Sales Managers

NORTH WEST Simon Arundel 07815 967028
NORTH EAST Andrew Baines 07966 621711
WALES & WEST MIDLANDS Ellie Jovic 07824 090746
CENTRAL ENGLAND Jamie Mahoney 07342 073598
EAST ENGLAND Lesley Chinwadzimba 07502 656684
SOUTH WEST Martyn Bletso 07967 777975
SOUTH EAST Mel Stevens 07366 651291



For On-Demand training on our product range, visit our YouTube channel.



SCAN THE QR CODE

Created with mapchart.net

Sustainability and Drayton's journey to net zero

Net zero refers to achieving an overall balance between emissions produced and emissions taken out of the atmosphere of the earth by an organisation. As part of Schneider Electric, Drayton's aim for the site in Plymouth is to be carbon neutral in our ecosystem by 2025.

Health & Safety is at the heart of the Drayton sustainability story, it's vital that we care for our people, customers and sites and strive for zero toxicity in our operations and products.

Schneider Electric is the world's leading Impact Company with long term commitments to environmental, social and governance responsibilities. These high standards are evident in the factory in Plymouth where these certificates have been awarded:

- ISO9001 Quality Management System
- ISO14001 Environmental Management System
- ISO45001 Occupational Health & Safety Management System
- ISO50001 Energy Management System

But Drayton's commitment to recycling goes beyond the requirements of the ISO14001 standard: since 2018 they have been operating with 'Zero to Landfill' - none of their waste ends up in landfill sites; everything is reused or recycled.

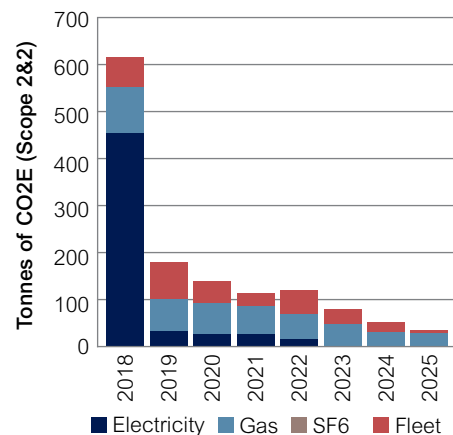
Energy usage is a major cause of carbon emissions and our aim is to reduce these by 10% year-on-year to reach the target of being carbon neutral by 2025. This will be achieved by using electricity from renewable sources, ensuring our car fleet work on EV charging and maximising the use of online or digital meetings.

Thanks to our continuous product and material improvements we now use only 100% recycled pallets, up to 70% recycled cardboard and we are working towards a fully circular supply chain economy. Our Green premium programme is ongoing and these products help our customers understand the carbon footprint and efficiencies of our products. Work is also ongoing to remove all single use plastics from the operation of the factory, and where this is not possible, due to alternatives being unavailable, all plastic used in packing on site will contain a minimum of 30% recycled material.



SUSTAINABLE DEVELOPMENT GOALS

Plymouth Factory Carbon Footprint



Our Heat Pump ready range of products has been designed with low temperature systems of the future in mind. These are all fully compatible with all air to water heat pumps and you'll see them throughout the catalogue indicated by this logo. Please speak to your local rep for more information.



At Drayton we are continually improving and adding to our extensive range of products. Keep up to date on our latest innovations by visiting www.draytoncontrols.co.uk



Boiler Plus compliance

Boiler Plus, which involved an update to the Domestic Services Compliance Guide came into effect in 2018. The revisions were introduced to help the government meet the EU's 2020 lower emission targets.

Requirement

All installations of gas boilers (both new and replacement) to have a minimum ErP efficiency of 92% and include both time and temperature controls.

Additional measures

If the installation is a combi boiler (both new or replacement) ONE of these additional measures needs meeting.

- Flue gas heat recovery systems*
- Smart controls featuring automation and optimisation
- Load compensation
- Weather compensation

Drayton compliance



Wiser Multi-zone or Thermostat Kits



Digistat range

Clip-in range



Digistat range

Wiser Multi-zone or Thermostat Kits

Weather compensation

Wiser satisfies this measure because Eco Mode combines weather compensation and optimum stop.

Load compensation

Many Drayton products meet this measure due to the algorithms used in their software, including Wiser, the full Digistat range, plus the LP Clip-in controls.

Smart controls

Wiser satisfies this measure thanks to Eco Mode and Comfort Mode, both featuring optimisation and the 7 day scheduling within the app for automation.

Why make these changes?

The revisions set out new expectations for manufacturers and installers, to improve the energy performance standards for domestic heating in English homes, predominantly through the installation of heating controls.

*NB. Drayton doesn't offer a solution to meet the flue gas heat recovery measure since this is provided by the boiler manufacturers.

The Drayton range of products offers a solution for both combi and non-combi boiler installations, meaning you can continue to fit the thermostats and time controls you know and love, safe in the knowledge that your installation will meet with the new Building Regulations. Visit the Boiler Plus page on our website for more information.

smart meet Wiser

Introducing Wiser, the most comprehensive multi-zone heating system from Drayton. Easy to install from app to thermostat, helping your customers to save up to 30% on their energy bills.

Over 75 years of engineering expertise and manufacturing proficiency has culminated in the creation of Wiser, making smart and sustainable homes simple and affordable.



Your Wiser system

Wiser combines smart features with simplicity to bring you the most complete home heating solution.

Wiser makes home personalisation affordable by allowing you to start with a smart room thermostat and build a full multi-zone solution over time by adding radiator thermostats and incorporating electrical and/or underfloor heating.

- Smart heating and hot water control
- Easy zoning with radiator thermostats
- Control wet underfloor heating zones
- Incorporate electrical heating
- Quick and easy installation
- Schedule electrical appliances by adding Wiser Plugs
- Boiler Plus compliant
- SAP listed

What makes Wiser wiser?



Simplicity

Standard wallplate,
wireless devices



Flexibility

Up to 3 channels, 16 rooms,
63 devices



Multi-zoning

Add radiator thermostats,
underfloor heating controller or
electrical heat switch as required



App Control

Simple app with boost
& Away Mode



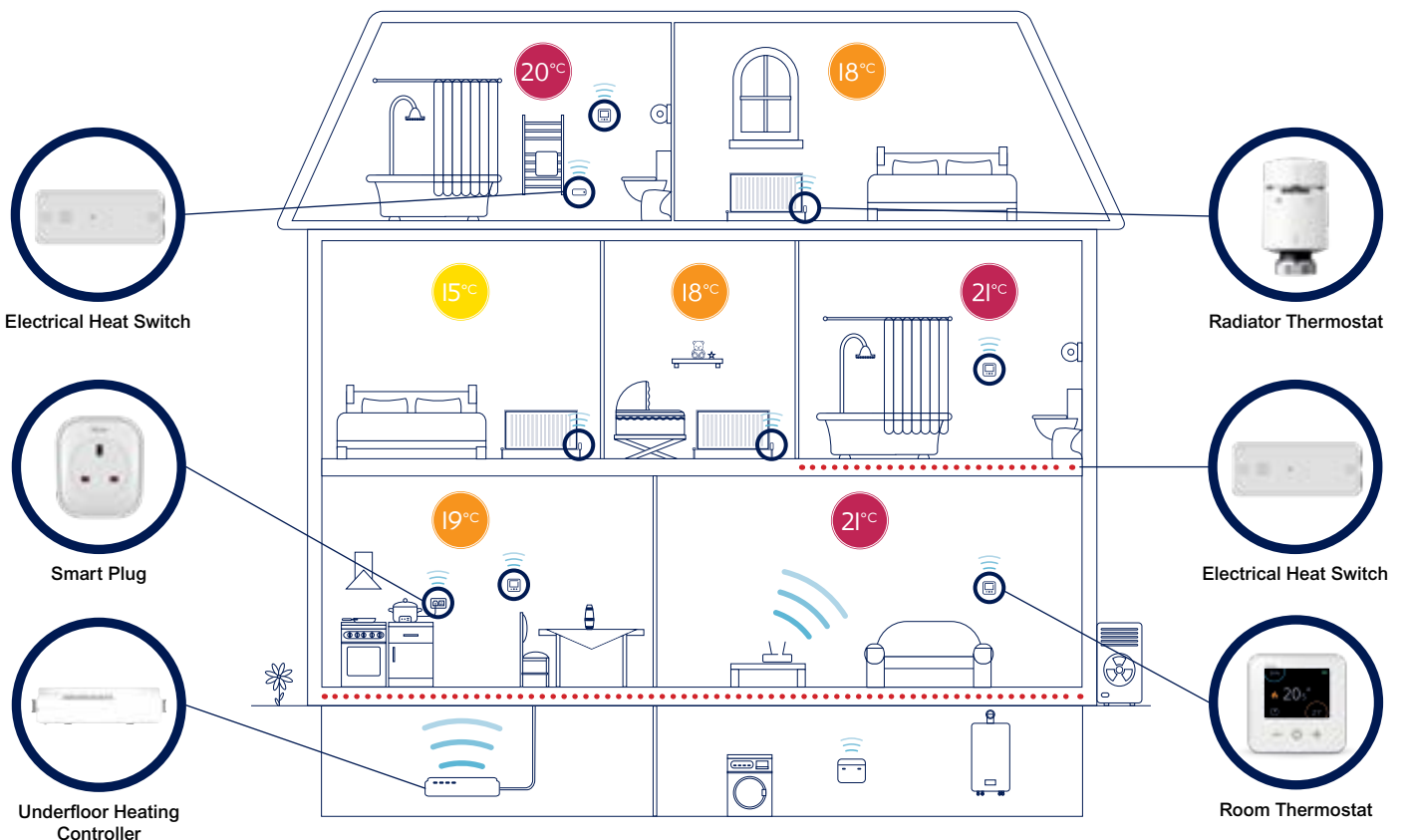
Eco Mode

Combines weather
compensation & optimum
stop for maximum savings














Heat Report & Insights

View and compare temperatures
across single or multiple rooms



Your Wiser System

Product Pack	Pack Contents	Description	Part Number
Wiser Thermostat Kit 1 	1 x Room thermostat 1 x Thermostat stand 1 x Thermostat wall bracket 1 x 1 channel Hub ^R 1 x Wallplate 2 x AA batteries	One channel thermostat pack ideal for combi-boilers. Enables you to control heating via the Wiser Home app. Wiser is also capable of controlling Heat Pumps.	WT714R9K0902
Wiser Thermostat Kit 2 	1 x Room thermostat 1 x Thermostat stand 1 x Thermostat wall bracket 1 x 2 channel Hub ^R 1 x Wallplate 2 x AA batteries	Two channel thermostat pack ideal for conventional systems. Enables you to control heating and hot water via the Wiser Home app. Wire in existing cylinder thermostat for hot water control. Wiser is also capable of controlling Heat Pumps.	WT724R9K0902
Wiser Thermostat Kit 3 	2 x Room thermostats 2 x Thermostat stands 2 x Thermostat wall brackets 1 x 3 channel Hub ^R 1 x Wallplate 4 x AA batteries	Three channel thermostat pack ideal for properties with two heating zones. Enables you to control heating and hot water via the Wiser Home app. Wire in existing cylinder thermostat for hot water control. Wiser is also capable of controlling Heat Pumps.	WT734R9K0902
Wiser Multi-zone Kit 1 	2 x Radiator thermostats 1 x Room thermostat 1 x Thermostat stand 1 x Thermostat wall bracket 1 x 1 channel Hub ^R 1 x Wallplate 2 x M30x1.5mm ring nuts 2 x Drayton valve adaptors 2 x Danfoss RA valve adaptors 6 x AA batteries	One channel thermostat system with two radiator thermostats to start zoning your system. Suitable for combination boilers. Control the room thermostat and radiator thermostats via the Wiser Home app. Add more radiator thermostats to create more independent zones. Wiser is also capable of controlling Heat Pumps.	WV714R9K0902
Wiser Multi-zone Kit 2 	2 x Radiator thermostats 1 x Room thermostat 1 x Thermostat stand 1 x Thermostat wall bracket 1 x 2 channel Hub ^R 1 x Wallplate 2 x M30x1.5mm ring nuts 2 x Drayton valve adaptors 2 x Danfoss RA valve adaptors 6 x AA batteries	Two channel thermostat system with two radiator thermostats to start zoning your system. Suitable for conventional boilers. Set schedules for the room thermostat, radiator thermostats and hot water via the Wiser Home app. Add more radiator thermostats to create more independent zones. Wiser is also capable of controlling Heat Pumps.	WV724R9K0902
Wiser Radiator Thermostat 	1 x Radiator thermostat 1 x M30x1.5mm ring nuts 1 x Drayton valve adaptors 1 x Danfoss RA valve adaptors 2 x AA batteries	Add additional single radiator thermostats to any of the above packs to create more zones and benefit from maximum comfort and energy saving.	WV704R0A0902
Wiser Room Thermostat 	1 x Room thermostat 1 x Thermostat stand 1 x Thermostat wall bracket 2 x AA batteries	Additional room thermostat - add to rooms with radiator thermostats as a convenient way to view and change the room temperature. Works with all Wiser kits.	WN704R0S0902
Wiser Plug 	1 x Wiser Plug	Add up to 10 smart plugs to any system to enable remote scheduling of your home electrical appliances via the Wiser Home app.	WB704H1A0902
Wiser Underfloor Heating Controller 	1 x Underfloor Heating Controller 1 x DIN rail 1 x Remote antenna	Add this underfloor heating controller to your existing system to control UFH and radiators via the Wiser Home app. One room thermostat is required per zone. Works with all Wiser kits.	WF762F1A0902
Wiser Electrical Heat Switch 	1 x Electrical Heat Switch 1 x Accessories pack (screws, cable, clamps, plastic screw caps)	Add this electric heat switch to control electric radiators, electric towel rails, electric UFH via the Wiser Home app.	WE714U1A0902
Wiser Remote Floor Sensor 	1 x Remote temperature sensor	This remote temperature sensor will be required if you are fitting electrical underfloor heating and using the Wiser Electrical Heat Switch. You will also need a Wiser Room Thermostat for temperature control.	193720

Getting Technical

	Wiser Hub [®]	Wiser Room Thermostat	Wiser Radiator Thermostat	Wiser Plug	Wiser Underfloor Heating Controller	Wiser Electrical Heat Switch
Dimensions	148mm(w), 93mm(h), 31mm(d)	76mm(w), 76mm(h), 25mm(d)	93mm(h), 51mm(dia)	79.6mm(h), 67.9mm(w), 62.8mm(d)	305mm(w), 90mm(h), 65mm(d)	161mm(w), 65mm(h), 30mm(d)
Power supply	230V a.c. ±10% 50Hz	2x1.5V IEC LR6 (AA) alkaline batteries		230V a.c. ±10% 50Hz	230 V AC ±10% 50Hz	230 V AC ±10% 50Hz
Switch rating	2(1)A 230V a.c. each switch	N/A		13A Max / 3kW Max	3.15A	16A
Wiring	Fixed wiring only, to comply with current IET regulations (BS7671)	No wiring required		No wiring required	Fixed wiring only, to comply with current IET regulations (BS7671)	
Interfaces	User: Push Button/LED; I/O: Mains Relays (1-3), Digital Boiler Interface	User: TFT display, touch buttons; I/O: None	User: Twist Cap, LED; I/O: None	User: Push Button/LED; I/O: Mains Relay	User: Push Button/LED	User: Push Button/LED
Operating temperature	0°C to 45°C			0°C to 40°C	0°C to 50°C	0°C to 50°C
Storage temperature	-10°C to 55°C			-10°C to 40°C	-10°C to 55°C	-20°C to 65°C
Maximum mounting surface temperature	N/A		93°C	N/A		
Maximum water temperature	N/A		73°C continuous and 110°C max	N/A		
Ingress protection	IP 30	IP 20	IP 30	IP 20	IP 30	IP 44* To achieve IP44, silicon sealant should be used around mounting holes and cable entry glands
Ambient humidity (non-condensing)	Operating 25% to 90%, Storage 15% to 95%			5% to 85%	Operating 25% to 85%, Storage 15% to 85%	Operating 25% to 90%, Storage 15% to 95%
Set-point range	5°C to 30°C			N/A		
Control accuracy	<0.6°C at 4°C/hour (with Room Thermostat)				N/A	
	<0.8°C at 4°C/hour (with Radiator Thermostat)					
Timing resolution	1 minute				N/A	
Temperature resolution	0.5°C			N/A		
Ball pressure test	92°C	75°C		125°C	75°C for the rear cover and 115°C for the front cover	78°C
Pollution degree	2					
Software class	A			N/A	A	
Without mains power	Display: LEDs off; Time: always kept; Programme times: always preserved				N/A	
Rated impulse voltage	2.5kV	N/A		2.5kV	4kV	
Radio technology/frequency	2.4GHz (Bi-directional, Mesh)					
Radio signal range	30m			≤100m (in open air)	30m	
Mounting	Industry standard wall plate	Wall bracket or desk stand	Radiator Valve	Std. UK 3 pin socket	DIN rail clips	Independently mounted control
Maximum radio frequency power transmitted	+17dBm (50mW)	+13dBm (20mW)		+8dBm (6.3mW)	+13dBm (25mW)	
Software version	6712093	6712090	6712089	V2.0	V1.0	V1.0
Relevant directives	Radio Equipment Directive (RED) 2014/53/EU, Batteries Directive 2006/66/EC, RoHS Directive 2011/65/EU			(RED)2014/53/EU RoHS 2011/65/EU	(RED)2014/53/EU RoHS 2011/65/EU	Radio Equipment Directives (RED) 2014/53/EU, RoHS directive 2011/65/EU
Applied standards	EN60730-1; EN60730-2-7; EN60730-2-9, EN 300 328			EN 60950-1, EN 62479, EN 300 328, EN 301 489-1, EN 301 489-17	EN60730-1; EN60730-2-9, EN 300 328, EN62479	EN60730-1; EN60730-2-9; EN 300 328; EN 301 489-1
Sustainable offer status	Green Premium product			N/A	Green Premium product	

	On/Off Boiler	
	ErP Class	ErP Rating
Wiser Thermostat Kit 1	VII	3.5%
Wiser Thermostat Kit 2	VII	3.5%
Wiser Thermostat Kit 3	VII	3.5%
Wiser Multi-zone Kit 1	VII	3.5%
Wiser Multi-zone Kit 2	VII	3.5%

WISER.

LOOKS MEETS BRAINS.



RED DOT AWARD WINNER.

75 YEARS OF SMART INNOVATION.

Drayton
by Schneider Electric



Room Thermostat Range

RTS

The RTS range of thermostats utilise electronic sensing to provide accurate temperature control. Six models are available to suit all domestic applications including frost protection and combi boilers.

Models

- RTS1: Standard model
- RTS2: With LED 'ON' indicator
- RTS3: Frost thermostat
- RTS4: Volt-free contacts (Suitable for combi boilers)



CombiStat

Using a simple, traditional dial, the CombiStat provides accurate temperature control, suitable for all 2 or 3 wire combination / conventional boilers (with current up to 6A).



RTS8 CombiStat

Common Features

- Range limiting stops
- Set point locking
- Surface or conduit box mounting
- Double insulated

CombiStat Application

- Suitable for 2 or 3 wire combination / conventional boilers
- Ideal for 2 or 3 wire retro-fit applications

Wiring

Fig. 1 RTS1, RTS2, RTS3

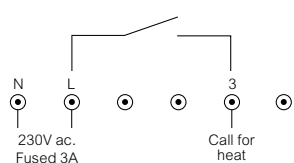
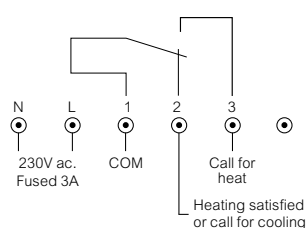


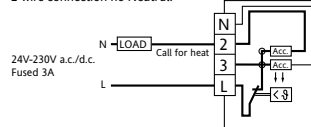
Fig. 2 RTS4, RTS9, RTS10



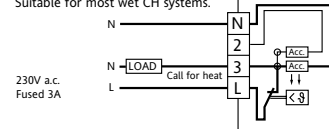
Wiring

2 wire connection. No neutral. Load = 0.1A to 0.6A. Suitable for most wet CH systems.

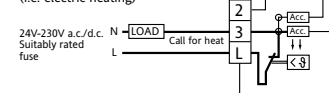
Note: Use this connection for gas CH systems, where there is no neutral wire, and follow set-up procedure. If current reading above 0.6 amps, wire as 2 wire connection opposite. 2 wire connection no Neutral.



3 wire connection. Max load = 2A. Suitable for most wet CH systems.



2 wire connection. No neutral. Load = 0.6A to 6A. Typically for higher loads (i.e. electric heating)



Product	Part No.
RTS1 SPST contacts	24001
RTS2 SPST with LED indicator	24002
RTS3 SPST frost thermostat	24003

Product	Part No.
RTS4 SPDT volt free contacts	24004
RTS8 CombiStat	24028
RTS9 SPDT volt free +LED	24030

Getting Technical

Model	RTS	CombiStat
Power supply	230V ac 50Hz fused 3A double insulated (no earth required)	24-230V a.c./d.c. 50Hz fused 3A double insulated (no earth required)
Switch rating	2(1)A 230V a.c.	6(2)A 230V a.c./d.c.
Switch type	RTS1, 2 & 3: S.P.S.T RTS4, 9 & 10: S.P.D.T. Volt-free	S.P.S.T
Wiring	Designed for fixed wiring only, to comply with current IET wiring regulations (BS7671).	
Mounting	Suitable for surface or conduit box mounting	
Ambient temperature	Operating 0°C to 40°C / Storage -20°C to 55°C	
Ambient humidity (non condensing)	Operating 25% to 90% / Storage 15% - 95%	
Temperature range	RTS1, 2, 4 & 9: 10 to 30°C RTS1, 2, 4, 9 & 10: 14 to 30°C RTS3: 3 to 10°C	10 to 30°C
Control accuracy	<0.6°C at 4%/hour 1°C typical	1°C typical
Ball pressure test	75°C	
Pollution degree	2	
Energy class	I = 1% (Acc. EU 811/2013, 812/2013, 813/2013, 814/2013)	
Relevant directives	2014/35/EU Low Voltage Directive; 2014/30/EU Electromagnetic Compatibility Directive; 2011/65/EU RoHS Directive	
Applied standards	EN60730-1; EN60730-2-9	

Room Thermostat Range

Digistat+ Wired Room Thermostat

Drayton's stylish Digistat+ with tactile, audible & visual feedback. Featuring a familiar dial control with a digital display to show that the temperature has been set accurately every time. The product can be configured with a minimum temperature setting to protect the vulnerable.



Features

- Conventional dial adjustment
- On/off load compensation
- Tactile dial
- 1°C setting steps
- Tactile & audible feedback via click of the dial
- Visual feedback via digital display
- Set-back feature
- Min/Max temperature setting
- Tamper-proof (set Min/Max the same)
- Battery powered
- Digital display situated above dial for ease of reading

Digistat+ RF Wireless Room Thermostat

The Digistat+RF includes all the features of the Digistat+ with the added benefit of wireless connectivity. Wireless thermostats are quick and easy to install saving you, and your customer, time and hassle.



Benefits

- No carpets and floor-boards to lift
- No damage to wall coverings
- No unsightly surface wiring
- Positioning no longer restricted to areas accessible by cable runs
- No brick or plaster work to chase out
- No damage to fabrics and furnishings in the process

Getting Technical

Model	Digistat ⁺	Digistat ⁺ RF	SCR Receiver
Power supply	2 X 1.5V IEC LR6(AA) alkaline batteries	2 X 1.5V IEC LR6(AA) alkaline batteries	230V a.c. 50Hz
Switch rating	2(1)A 12-230V a.c./d.c. Volt free		2(1)A 230V a.c. or 24V a.c./d.c
Switch type	SPDT		SPDT (voltage free)
Wiring	Designed for fixed wiring only, to comply with current IET wiring regulations (BS7671).		
Mounting	Suitable for surface or conduit box mounting	Suitable for surface or conduit box mounting	Industry standard wall plate
Battery life	2 years typical		N/A
Ambient temperature	Operating 0°C to 40°C / Storage -20°C to 55°C		
Ambient humidity (non condensing)	Operating 25% to 90% / Storage 15% - 95%		
Temperature range	5°C to 30°C		
Temperature resolution	1.0°C		
Control accuracy	+ 0.5K @ 20°C		
Ball pressure test	75°C		
Pollution degree	2		
Protection level	IP30		
Software class	A		
Radio frequency	N/A	433 MHz	
Radio signal range	N/A	30m typically. The range may be affected by the composition / density and number of walls between the thermostat and receiver.	
Energy class	IV = 2% (Acc. EU 811/2013, 812/2013, 813/2013, 814/2013)		IV = 2% (Acc. EU 811/2013, 812/2013, 813/2013, 814/2013)
Relevant directives	2014/35/EU Low Voltage Directive; 2014/30/EU Electromagnetic Compatibility Directive; 2006/66/EC Batteries Directive; 2011/65/EU RoHS Directive		2014/53/EU Radio Equipment Directive 2006/66/EC Batteries Directive 2011/65/EU RoHS Directive
Applied standards	EN60730-1; EN60730-2-9		EN60730-1; EN60730-2-9; EN 300 220-2; EN 301 489-3

Product	Part No.	Product	Part No.
Digistat+	30002	Digistat+RF room thermostat spare	31003
Digistat+RF room thermostat & SCR	RF601	Digistat+ SCR spare	22149

Scan QR code for wiring diagrams



Digistat+1 Wired Room Thermostat

Drayton's stylish Digistat+1. Featuring large buttons and an easy to read large and clear digital display to show that the temperature has been set accurately. The product can be configured with a minimum temperature setting to protect the vulnerable.



Features

- Easy to use - only 4 buttons
- On/off load compensation
- Visual feedback via digital display
- Comfort feature
- Set-back feature
- Min/Max temperature setting
- Tamper-proof (set Min/Max the same)
- Battery powered
- Part L compliant (Part J in Scotland)

Digistat+1RF Wireless Room Thermostat

Digistat+1RF offers the same 'easy to use' features of Digistat+1 with the additional benefit of wireless connectivity making it even easier to install. The Digistat+ wireless system provides a cost effective solution to the problems encountered during the installation of a standard wired room thermostat.



Benefits

- No carpets and floorboards to lift
- No damage to wall coverings
- No unsightly surface wiring
- Positioning no longer restricted to areas accessible by cable runs
- No brick or plaster work to chase out
- No damage to fabrics and furnishings in the process

Getting Technical

Model	Digistat+1 (Battery)	Digistat+1 (Mains)	Digistat+1RF	SCR (receiver)
Power supply:	2 X 1.5V IEC LR6(AA) alkaline batteries	230V a.c. 50Hz	2 X 1.5V IEC LR6(AA) alkaline batteries	230V a.c. 50Hz
Switch type & rating:	SPDT 16(2)A 230V a.c. Volt free		N/A	SPDT (voltage free) 2(1)A 230V a.c. or 24V a.c./d.c
Min. recommended current:	10mA@24V a.c. (inductive)		N/A	
Wiring:	Designed for fixed wiring only, to comply with current IET wiring regulations (BS7671).			
Mounting:	Suitable for surface or conduit box mounting		Suitable for surface or conduit box mounting	Industry standard wall plate
Battery life:	2 years typical	N/A	2 years typical	N/A
Ambient temperature:	Operating 0°C to 40°C / Storage -20°C to 55°C			
Ambient humidity (non condensing):	Operating 25% to 90% / Storage 15% to 95%			
Temperature range:	5°C to 30°C			
Temperature resolution:	0.5°C			
Control accuracy:	+ 0.5K @ 20°C			
Ball pressure test:	75°C			
Pollution degree:	2			
Protection level:	IP30			
Software class:	A			
Radio frequency:	N/A	433 MHz		
Radio signal range:	N/A	30m typically. The range may be affected by the composition / density and number of walls between the thermostat and receiver.		
Energy class:	IV = 2% (Acc. EU 811/2013, 812/2013, 813/2013, 814/2013)			
Relevant directives:	2014/35/EU Low Voltage Directive, 2014/30/EU Electromagnetic Compatibility Directive, 2006/66/EC Batteries Directive, 2011/65/EU RoHS Directive		2014/53/EU Radio Equipment Directive, Batteries Directive 2006/66/EC, 2011/65/EU RoHS Directive	
Applied standards:	EN60730-1; EN60730-2-9		EN60730-1; EN60730-2-9; EN 300 220-2; EN 301 489-3	

Product	Part No.	Product	Part No.
Digistat+1 (Battery)	22192	Digistat+1RF room thermostat & SCR	RF710
Digistat+1 (Mains)	22193	Digistat+1RF room thermostat spare	22190
		Digistat+ SCR spare	22149

Scan QR code for wiring diagrams

Digistat Universal Thermostats

Made for app control

Building on the success and popularity of the Wiser Home app, the Digistat uses the same intuitive app to control heating and hot water when at home.


The Bluetooth connectivity means there's no need for Wi-Fi to be present in the property and use of the app is optional.

Ease of use of the Wiser Home app has been rated the top feature by customers, so it really does make heating control simple. Better control of home heating means maximum comfort, minimum energy usage and reduced energy bills.



Features

- Control via app or thermostat
- Universal solution
- Bluetooth connection
- No Wi-Fi required



Large backlit LCD display

Familiar Digistat features and operation

Option to programme using the app for in-home control via Bluetooth connection (no Wi-Fi needed) or manual control via the thermostat

Optimised settings for gas, oil, heat pumps and electric heating

Universal programming: can be used as 7-day, 5/2 day, 24 hour or simple room thermostat

Digistat Universal Thermostats

Smart, simple, sustainable

Introducing the new Digistat – an innovative range of wired and wireless digital thermostats. Bridging the gap between traditional and smart heating controls, the new Digistat is simply smarter. One product suits any application and installation is as easy as ever.

Digistat Battery 3A Relay 2290B

- Battery powered
- 2-wire connection for combi boilers
- Settings retained on battery change
- ErP Class IV = 2%
- 3A relay output



Digistat Mains 16A Relay with OpenTherm 2290M

- Mains powered
- 3-wire connection to the boiler
- ErP Class V = 3% using optional OpenTherm output for modulating boilers
- 16A relay for electrical heating



NEW Digistat Dual-Channel Mains 3A Relay with OpenTherm 22902

- Mains powered
- Control heating and hot water
- Designed for S plan systems
- ErP Class V = 3% using optional OpenTherm output for modulating boilers



Digistat Single-Channel RF with OpenTherm RF901

- Wireless version for combi boilers
- Receiver uses industry standard wallplate
- Automatic pairing out of the box
- Desk stand/wall clip provided for the thermostat
- ErP Class V = 3% using optional OpenTherm output for modulating boilers



Common features

- Simple programming via the Wisser Home app in the home
- Boiler Plus compliant
- Large backlit LCD display
- ON/OFF load compensation
- Suitable for gas boilers, heat pumps, oil boilers or electric heating
- Universal thermostat
- Intelligent delayed start or optimum start
- New Boost feature
- Timed Away Mode
- Time and date factory set
- Automatic summer/winter time update
- 3 default programmes

Service interval features

- Flexible service interval mode (reminder, reduced comfort or off)
- Adjustable warning/service period
- Visual indication on LCD and on app where used
- Selectable boost feature
- Selectable audible alarm
- Reset by installer's 4-digit code

One product. Two applications.

Digistat Dual-Channel RF902

Two Heating Zones with Combi Boiler



(additional thermostat RF90T sold separately)

Control Heating and Hot Water



Part Numbers

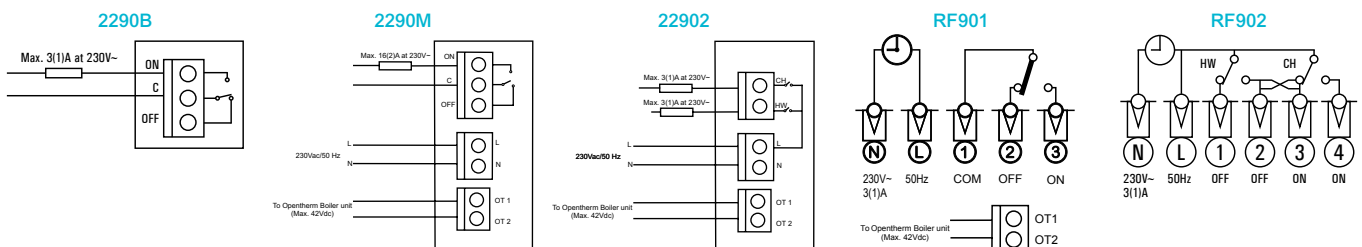
2290B	Digistat Battery 3A Relay
2290M	Digistat Mains 16A Relay with OpenTherm
22902	Digistat Dual-Channel Mains 3A Relay with OpenTherm NEW
RF901	Digistat Single-Channel RF with OpenTherm
RF902	Digistat Dual-Channel RF
RF90T	Digistat Additional RF Thermostat
RF90S	Digistat Single-Channel Receiver spare
RF90D	Digistat Dual-Channel Receiver spare



Technical

Model	Digistat Battery Relay 2290B	Digistat Mains Relay 2290M	Digistat Mains 2 Channel 22902	Digistat RF Thermostat RF90T	Digistat Single-Channel Receiver RF90S	Digistat Dual-Channel Receiver RF90D
Power supply	2 X AA 1.5V alkaline batteries	230VAC +/-10%, 50Hz	230VAC +/-10%, 50Hz	2 X AA 1.5V alkaline batteries	230VAC +/-10%, 50Hz	230VAC +/-10%, 50Hz
Switch type and rating	3(1)A at 230V/50Hz	16(2)A at 230V/50Hz	3(1)A 230V/50Hz	N/A	3(1)A at 24~230V/50Hz	3(1)A 230V/50Hz
Min. recommended current	SPDT (voltage free contacts) 10mA@24VAC (inductive)	SPDT (voltage free contacts) 10mA@24VAC (inductive)	SPDT 10mA@24VAC (inductive)	N/A	SPDT (voltage free contacts) 10mA@24VAC (inductive)	SPDT 10mA@24VAC (inductive)
Ambient temperature	Operating 0°C to 40°C Storage - 20°C to 65°C			Operating 0°C to 45°C Storage - 20°C to 65°C		
Ambient humidity (non condensing)	Operating 20% to 80% 90% non condensing					
Temperature range	5°C to 30°C	5°C to 30°C	5°C to 30°C	5°C to 30°C	N/A	N/A
Rated impulse voltage	4KV					
Ball pressure test	75°C					
Disconnection means	1B					
Automatic action	100,000 cycles	100,000 cycles	100,000 cycles	N/A	100,000 cycles	100,000 cycles
Operating frequency (Bluetooth)	2402-2480 MHz	2402-2480 MHz	2402-2480 MHz	2402-2480 MHz	N/A	N/A
Max RF Power transmitted (Bluetooth)	+10dBm	+10dBm	+10dBm	+10dBm	N/A	N/A
Pollution degree	2					
Protection level	IP30					
Radio frequency	N/A	N/A	433.92 MHz	433.92 MHz	433.92 MHz	433.92 MHz
Radio signal range	N/A	N/A	N/A	50m typically The range may be affected by the composition / density and number of walls between the thermostat and receiver		
Wiring	Designed for fixed wiring only, to comply with IET wiring regulations					
Energy Class	IV - 2%	V = 3%	V = 3%	See Receiver	V = 3%	IV = 2%
Relevant EC directives	2014/53/EU Radio Equipment Directive		2012/19/EU WEEE	2011/65/EU RoHS Directive		
Applied standards	EN60730-1 EN 60730-2-7		EN 60730-2-9	ESTI EN 300 328	ESTI EN 301 489	EN IEC 63000
App system requirements	Android™ Version 9 or higher		Apple® iOS 12 or higher	Bluetooth version 4.2 or higher		
Sustainable offer status	Green Premium Product					

Internal wiring



How do we measure up?



**IN 2021 WE ADDED BLUETOOTH
TO OUR AWARD-WINNING**

DIGISTAT UNIVERSAL

BLUETOOTH

PROGRAMMABLE

THERMOSTAT.



**MAKING IT EASIER TO USE,
THAN IT IS TO SAY.**

75 YEARS OF PROGRESS.

Drayton

by Schneider Electric

Electro-mechanical Timeswitches & Programmers



SM1 & SM2

The SM1 single channel timeswitch and SM2 twin channel programmer give style and ease of use to suit most domestic pumped and gravity heating systems.



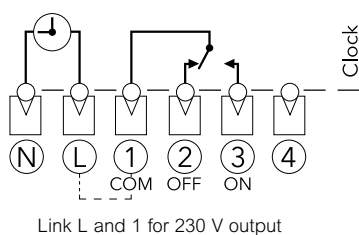
Features

- Single and dual channel
- Advance feature
- LED on indication
- Intuitive time setting for two ON/OFF periods per day
- 4 position slide (ease of setting)
- Suitable for gravity and pumped systems
- All day option
- Industry standard wallplate

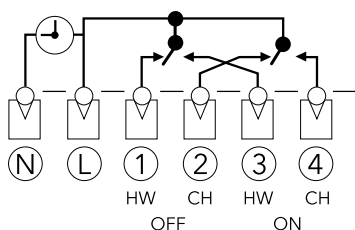
Product	Part No.
SM1	29205
SM2	29206

Wiring

Single Channel: SM1 Timeswitch



Dual Channel: SM2 Programmer

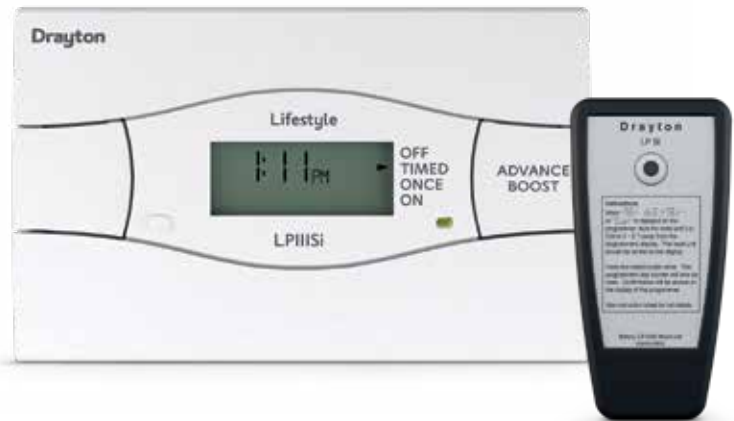


Getting Technical

Model	SM1 & SM2
Power supply	230V a.c. +10% -10% 50Hz
Switch rating	2(1)A 230V a.c. each switch
Wiring	Designed for fixed wiring only, to comply with current IET wiring regulations (BS7671).
Mounting	Industry standard wall plate
Output	Programmers; 230V a.c. Timeswitches: according to supply to common terminal - volt-free contacts
Ambient temperature	Operating: 0 to 45°C Storage: 0 to 50°C
Ambient humidity (non condensing)	Operating 25% to 90% Storage 15% to 95%
Programming resolution	20 minutes
Ball pressure test temperature	75°C
Pollution degree	2
Rated impulse voltage	2.5kV
Relevant directives	2014/35/EU Low Voltage Directive 2014/30/EU Electromagnetic Compatibility Directive 2011/65/EU RoHS Directive
Applied standards	EN60730-1; EN60730-2-7

Lifestyle LP and LPSi

Electronic Timeswitches & Programmers



Features

- Easy to use
- Automatic summer/winter time change
- Memory saver – programme and clock never need resetting in the event of loss of power
- Easy to read, backlit screen
- Contemporary design
- Pre-set clock
- On/once/timed/off switching options
- 3 timing periods per day
- Programme advance buttons, with LCD indication
- Boost, giving 1, 2 or 3 hours with LCD indication
- Holiday Mode
- All programmers suitable for fully pumped or gravity heating systems
- Timeswitches are ideal for combination boilers and control of additional zones etc. (volt free contacts)
- Industry standard wallplate
- Part L Compliant (Part J in Scotland)
- Proven reliability

Extra features for LPSi

- Service period selectable
- Reduces comfort level
- Warning period
- Visual indication on LCD
- Audible alarm
- Backlit display flashes proving visual warning
- Separate reset unit (sold separately)

With all the features of Drayton's market leading LP time controls, the LPSi features a service interrupter to alert householders when their boiler service is due. Thirty days before the boiler is due to be serviced the LPSi enters a warning period. During this time, the backlit display flashes providing a visual warning and the resident can read when the service is due on the display. All buttons/programming features are fully functional during this time. If the boiler is not serviced despite the warnings, the LPSi will then reduce the temperature level in the property to a safe but uncomfortable level, encouraging the resident to call an engineer to check their heating system.

Product	Timing Periods	Part No.
LP111 Timeswitch	24 hour	25477
LP711 Timeswitch	7 day	25478
LP811 Timeswitch	Universal Timeswitch (24hr, 5day/2day, 7day)	25463
LP112 Programmer	24 hour (common timings for heating & hot water)	25473
LP241 Programmer	24 hour (separate timings for heating & hot water)	25474
LP522 Programmer	5 day/2 day (separate timings for heating & hot water)	25475
LP722 Programmer	7 day (separate timings for heating & hot water)	25476
LP822 Programmer	Universal Programmer (24hr, 5day/2day, 7day)	25464
LPSi Reset Unit		25489
LP241Si Programmer	24 hour (separate timings for heating & hot water)	25490
LP522Si Programmer	5 day/2 day (separate timings for heating & hot water)	25491
LP722Si Programmer	7 day (separate timings for heating & hot water)	25492
LP111Si Timeswitch	24 hour	25493
LP711Si Timeswitch	7 day	25494



The Lifestyle LP and LPSi

Range of programmers and time switches have a well established reputation for quality and reliability.

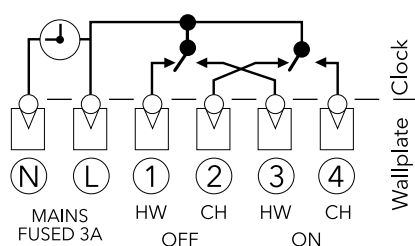
Now extra features make these popular products even easier to use for both installer and home-owner. The Lifestyle range has automatic summer/winter time adjustment, making the bi-annual summer/winter manual reset a thing of the past. In addition, the LP range has an accurate, preset clock, virtually eliminating the need for time adjustments through the product's life. The clock is pre-set at the factory, so installers can focus on completing other tasks instead of spending time setting or re-setting the clock during installation.



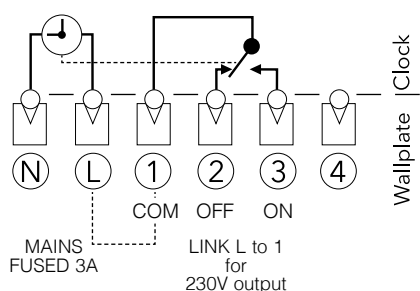
Available to suit most combination and conventional boiler systems, the time controls allow up to three time periods per day. LED's give an instant indication of the unit's operational status, while advance buttons allow additional control over the set programme. The LP range has large buttons and uncomplicated controls, and its streamlined design makes it one of the most visually appealing products in the market today. Lifestyle LP products are also supplied in Drayton's range of control packs for mid position or zone valve installations.

Wiring

Programmer



Timeswitch



Getting Technical

Model	LP and LPSi
Power supply	230V a.c. +10% -10% 50Hz
Switch rating	2(1)A 230V a.c. each switch
Wiring	Designed for fixed wiring only, to comply with current IET wiring regulations (BS7671).
Mounting	Industry standard wall plate
Output	Programmers: 230V a.c. Timeswitches: according to supply to common terminal - volt-free contacts
Ambient temperature	Operating: 0 to 50°C / Storage: -20 to 50°C
Ambient humidity (non condensing)	Operating 25% to 90% / Storage 15% to 95%
Timing resolution	1 minute
Programming resolution	1 minute
Ball pressure test temperature	75°C
Pollution degree	2
Software class	A
Without mains power	Display: Blank Time and Programme: Always retained
Rated impulse voltage	2.5kV
Relevant directives	2014/35/EU Low Voltage Directive 2014/30/EU Electromagnetic Compatibility Directive 2006/66/EC Batteries Directive 2011/65/EU RoHS Directive
Applied standards	EN60730-1; EN60730-2-7

LP Clip-in Controls

For Worcester boilers

Features

- Clip-in controls
- Suitable for Worcester boilers
- 4 pack options
- Simple wireless installation
- Wireless receiver built into the LP devices
- Signal strength indicator
- On/off load compensation
- 7 day programmes
- 3 on/off periods per day
- Automatic summer/winter time updates
- Pre-programmed on/off periods
- Dedicated advance buttons
- 12 or 24 hour back-lit digital display
- Holiday function
- Pre-wired with PCB connector



LP10RF Single Channel Programmer & Digistat +2RF

Wirelessly bound, the LP10RF and Digistat+2RF provide control of heating and hot water. The 24 hour programmable room thermostat function of the Digistat+2 RF enables time and temperature control of the heating and the LP10RF offers 7 day hot water control.

Product	Part No.	Replaces Worcester Product
LP10RF Single Channel Programmer & Digistat +2RF	RF560DR	7 716 192 052
LP10RF Single Channel Programmer spare	22589DR	8 716 106 667 0



LP20 Dual Channel Programmer

The LP20 is a dual channel programmer that simply clips into the boiler providing control of central heating, and hot water if required.

Product	Part No.	Replaces Worcester Product
LP20 Dual Channel Programmer	25039DR	7 716 192 038



LP10RF Single Channel Programmer & Digistat +3RF

Wirelessly bound, the LP10RF and Digistat+3RF provide control of heating and hot water. The Digistat+3RF enables flexible 5day/2day or 7 day time and temperature scheduling of the heating and the LP10RF offers 7 day hot water control.

Product	Part No.	Replaces Worcester Product
LP10RF Single Channel Programmer & Digistat+3RF	RF561DR	7 716 192 053
LP10RF Single Channel Programmer spare	22589DR	8 716 106 667 0



LP20RF Dual Channel Programmer & Digistat +RF

The LP20RF is a dual channel programmer providing 7 day time control of heating and hot water. The LP20RF is wirelessly linked to the Digistat+RF which provides temperature control of the heating. The traditional dial on Digistat+RF makes it really simple for homeowners to adjust the temperature as required.



Product	Part No.	Replaces Worcester Product
LP20RF Dual Channel Programmer & Digistat+RF	RF562DR	7 716 192 054
LP20RF Dual Channel Programmer spare	22590DR	8 716 106 669 0
Digistat+RF thermostat spare	31003	-

Getting Technical

Model	LP20	LP20RF Receiver	LP10RF Receiver	Digistat+RF Thermostat	Digistat +2RF Thermostat	Digistat +3RF Thermostat
Power supply:	24Vd.c. less than 65mA			2xAA 1.5V alkaline batteries		
Ambient operating temperature:	0°C to +50°C			0°C to +40°C		
Ambient storage temperature:	N/A			-20°C to 55°C		
Humidity operating range:	30 - 95% non-condensing up to 45°C			25 - 90% non condensing up to 45°C		
Temperature setting range:	N/A			5°C to 30°C	5°C to 32°C	
Control accuracy:	± 1 sec/day @ 25°C			+ 0.5°C @ 20°C		
Battery life:	N/A			approx. 2 years (with alkaline batteries)		
Battery backup time & date:	10 years min.					
Timing resolution:	1 minute					
Hot water &/or central heating programs:	7 days			N/A	1 day	7 days
Hot water pre-heat settings:	3 ON / 3 OFF			N/A		
Central heating settings:	3 ON / 3 OFF			N/A	6 per day	
Radio frequency:	N/A	433 MHz				
Radio signal range:	N/A	30m typically. The range may be affected by the composition / density and number of walls between the thermostat and receiver.				
Mounting:	Boiler mounted			Suitable for surface mounting		
Wiring:	No wiring required					
Class of operation:	II			N/A		
Class of protection / Degree of protection:	IP20	IP24		IP30		
Pollution degree:	2					
Software class:	A					
Ball pressure test:	90°C					
Energy class:	N/A	IV = 2% (Acc. EU 811/2013, 812/2013, 813/2013, 814/2013)				
Relevant directives:	2014/53/EU Radio Equipment Directive 2006/66/EC Batteries Directive 2011/65/EU RoHS Directive					
Applied standards:	EN60730-1; EN60730-2-7; EN60730-2-9 EN 300 220-2; EN 301 489-3					

Two Port & Mid Position Valves

Motorised Valves

The Drayton 2 port, diverter and mid-position valves are available in 22mm and 28mm. All models feature “snap-on” actuators and have industry-standard wiring and dimensions.



Features
<ul style="list-style-type: none"> • “Snap-on” actuators can be removed at the push of a button • 2 Port, diverter and mid-position available in 22mm and 28mm • 100% tight shut off • Manual lever and valve position indicator • Spring return • Replaceable actuators • Replaceable motors • Simple industry-standard wiring • Complete assembly easily replaces most makes

Getting Technical

Model	Motorised Valves
Standard motor voltage	230V a.c. 6 watts
Valve operation 2 Port: Diverter: Mid-position:	Standard valves – energise to open Energise to open port A Heating, hot water or a combination of both
Operating time 2 Port: Diverter:	Motor 14 secs., spring return 6 secs. Motor 12 secs., spring return 6 secs.
Max. static pressure	8.6 bar
Max. differential pressure	0.7 bar
Water temperature	93°C max., 2°C min
Max. ambient temperature	52°C
Valve body	Brass forging
Connections	22mm compression; 28mm compression
Lead length	1 Metre
Switch ratings	24v – 230V a.c. 3(1)A

Product	Part No.
Complete valve and actuator	
22mm 2 Port zone valve - 5 wire SPST switch	27100
22mm Mid-position valve - 5-wire SPST switch	27101
22mm 3 Port diverter valve - no switch	27102
22mm 3 Port diverter valve - 5 wire SPST switch	27111
28mm 2 Port zone valve - 6 wire SPDT switch	27205
28mm Mid-position valve - 6 wire SPDT switch	27206
28mm 3 Port diverter valve - no switch	27207

Spare valve bodies	Part No.
22mm 2 Port body	27600
22mm 3 Port body	27602
28mm 2 Port body	27601
28mm 3 Port body	27603

Spare actuators	Part No.
3 Wire Zone valve 230V actuator - no switch	27652
5 Wire Zone valve 230V actuator - SPST switch	27650
6 Wire Zone valve 230V actuator - SPDT switch	27653
5 Wire Zone valve 24V actuator - SPST switch	27656
5 Wire Zone valve 24V actuator - SPST switch	27657
Mid-position actuator 230V	27651

Spare Motor	Part No.
Synchronous motor pack 230V	27011
Synchronous motor pack 24V	06170002001

**DRAYTON
MOTORISED VALVES.**

**SNAPS ON.
FITS IN.**

ZONES OUT.



75 YEARS OF EASY INSTALLS.

Drayton

by Schneider Electric

Thermostatic Radiator Valves

TRV4

Britain's best loved TRV4 range now includes a new Anthracite version to match the very popular anthracite radiators. The TRV4 Classic and TRV4 White have achieved the highest Class I rating for energy efficiency under the certification scheme of the European valve manufacturers association (TELL).

The rating is based on how quickly a TRV reacts to changes in room temperature; how effectively it maintains stable room temperature; and how it performs after changes in water temperature and system pressure. Replacing a less efficient TRV with the Drayton Class I rated TRV4 will show immediate and real saving in energy usage.

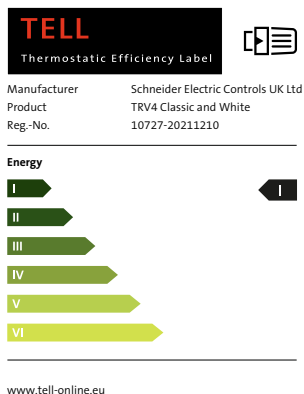
Over and above energy efficiency, the TRV4 sets the standards for design, performance and quality. The TRV4 range includes matching chrome lockshields and pushfit packs to suit most domestic and commercial heating systems.

Features

- Contemporary slim-line design
- Ultra sensitive liquid-filled sensor
- Easy to clean smooth surfaces
- Half/full click stop settings
- Frost protection position
- Flow rate adjustment
- Four stylish options of Classic, Chrome, White and Anthracite
- Complete with chrome valve
- Non-stick internals
- Pre-setting
- Double gland seal



TRV4 Classic and White only



Getting Technical

TRV4 Classic and White Thermostatic Radiator Valve	Integral sensor	Remote sensor
Maximum sensor temperature	50°C	
Setting numbers	1 to 5 then MAX	1 to 7 then MAX
❄ Frost protection	Below 8°C	
Temperature setting range	1 to max = approx 10°C to 30°C	
Sensitivity	0.22mm/°C	
Hysteresis	0.4 K	0.6 K
Water temperature influence	0.8 K	0.4 K
Differential pressure influence	0.15 K	0.10 K
Response time	20 minutes	
Control accuracy	0.6	0.6



TRV4 White

Product	Part No.
TRV4 White	
Sensing head only	07 07 007
With 15mm angle valve	07 07 015
With 15mm straight valve	07 07 115
With 15mm angle valve and chrome lockshield	07 07 260



TRV4 Classic

Product	Part No.
TRV4 Classic	
Sensing head only	07 25 006
With 15mm angle valve	07 05 150
With 15mm straight valve	07 05 151
With 15mm angle valve and chrome lockshield	07 05 180
Sensing head with 2m remote sensor	07 25 007



TRV4 Chrome

Product	Part No.
TRV4 Chrome	
Sensing head only	07 03 013
With 15mm angle valve	07 05 150C
With 15mm straight valve	07 05 151C
With 15mm angle valve and chrome lockshield	07 05 174
With 15mm straight valve and chrome lockshield	07 05 175



TRV4 Anthracite

Product	Part No.
TRV4 Anthracite	
With 15mm angle valve and chrome lockshield	07 05 210
With 15mm straight valve and chrome lockshield	07 05 211

TRV4 Accessories and Adapters

Product	Part no.
15mm to 8mm copper adapter (50 pack)	07 35 408
15mm to 10mm copper adapter (50 pack)	07 35 410
2m extension kit to mount head away from radiator	07 55 002
Tamper guard (6 Pack)	07 35 269
White manual wheel head/isolating cap	07 35 123
Presetting Key	07 35 162



Scan the QR code to discover the secrets of the TRV4

Thermostatic Radiator Valves

RT414 & RT212

The Drayton TRVs are manufactured in our UK factory in Plymouth and are rigorously tested to conform to the Keymark EN215 standard which is recognised throughout Europe.

The 15mm angled valve can be mounted vertically or horizontally on flow or return Drayton TRVs all contain liquid-filled sensors to ensure optimum sensitivity, increasing the reaction speed to temperature changes. Using TRVs on a system can save 18% of energy consumption, reducing waste and saving money on homeowners bills.

Features

- All Drayton TRV sensing heads feature range limiting to prevent tampering
- All Drayton TRV sensing heads contain liquid sensors for the ultimate in accuracy and energy saving
- Range limiting
- 8°C frost position
- Positive OFF position
- Double gland seal
- Reverse flow valve (15mm angle)
- White wheelhead caps available (part no. 07 35 123) – converts valve body into balancing/isolating valve to replace lockshield
- Chrome caps available, used to replace plastic decorator caps Part No 06222 09 00 01
- Full range of accessories; automatic by-pass valves, pushfit elbows and lockshield valves
- Drayton TRV heads are designed to be interchangeable with any other valve body in the Drayton TRV range

RT414

- Chrome valve with presetting
- Non-stick valve internals and replaceable upper gland seal
- Radiators can be balanced from the TRV

RT212

- Entry-level TRV
- Chrome fixed-flow valve
- Liquid-filled sensor



Getting Technical

Model

Maximum sensor operating temperature	50°C
Setting numbers	1 to 6
※ Frost protection	8°C
Temperature setting range	Approx. 12°C to 29°C
Sensitivity	0.22mm/°C

EN215 Keymark Test

Model	RT212	RT414
Hysteresis	0.45K	0.35K
Water temp. influence	0.9K	1K
Differential pressure influence	0.15K	0.15K
Response time	20mins	22mins
Control Accuracy	0.6	0.6



The Keymark is a voluntary European quality mark for products and services, that demonstrates compliance with strict European Standards. Particularly for consumers, the Keymark stands for real added value, it shows that an independent third party has certified the quality of these products.

The Keymark also complements CE marking in the case of those products for which this is a legal requirement, thus serving to boost consumer confidence throughout Europe.



RT414 Thermostatic Radiator Valve

Key Features

- Accurate liquid-filled sensor
- Stylish head design
- Chrome valve with presetting and non-stick internals

Product	Part No.
RT414 Sensing head only	10 10 099
RT414 with 15mm angle valve	10 10 015
RT414 with 15mm straight valve	10 10 115
RT414 with 15mm angle valve & lockshield	10 10 260
RT414 with 15mm angle DOTP lockshield	10 10 264

RT212 Thermostatic Radiator Valve

Key Features

- Entry-level model
- Accurate liquid-filled sensor
- Chrome valve with fixed-flow rate

Product	Part No.
RT212 with 15mm angle valve	08 09 015
RT212 with 15mm straight valve	08 09 115
RT212 with 15mm angle & lockshield	08 09 260
RT212 with 15mm angle & DOTP lockshield	08 09 264

NEW Auto-balancing TRVs

Drayton Auto-balancing TRVs are a must for every installation. Not only will they save your customers 8.8% of energy consumption by ensuring their heating system is permanently balanced: They will also save you time at installation. Adjustable via the Drayton balancing key, or a spanner, once set, these valves will constantly automatically adjust according to pressure changes in the system and ensure correct flow temperatures to improve boiler efficiency.

Auto-balancing TRV4



Features	
<ul style="list-style-type: none"> • For energy efficiency • Keymark approved to EN215 • Drayton's iconic TRV4 design • Sensitive liquid-filled sensor • Full/half click stop settings • Frost protection position • Lead-free brass valve body 	

Product	Part No.
Auto-balancing TRV4 angle with lockshield	07 05 560
Auto-balancing TRV4 straight with lockshield	07 05 561

Auto-balancing RT414



Features	
<ul style="list-style-type: none"> • Budget option • Keymark approved to EN215 • Sensitive liquid-filled sensor • Frost position • Positive OFF position • Lead-free brass valve body 	

Product	Part No.
Auto-balancing RT414 angle with lockshield	10 10 560
Auto-balancing RT414 straight with lockshield	10 10 561

Valve bodies

Valve bodies are also available to purchase on their own, for retrofit solutions.

Product	Part No.
Auto-balancing 15mm angle valve	07 15 560
Auto-balancing 15mm straight valve	07 15 561



Made for perfect balance.

Auto-balancing TRVs

Made for a permanently balanced heating system and reduced home energy bills. Reducing waste by an average of 8.8%, our auto-balancing TRVs ensure your customers are always happy, making cold spots and call-backs a thing of the past. They're quick and easy to install too, helping you find more balance in your day.

Made for the UK, in the UK.



draytoncontrols.co.uk

Drayton

by Schneider Electric

EB Lockshields, Manual Valves & EB Body Range

EB Lockshields & Manual Valves

Suitable for domestic radiators and towel rails, available in chrome finish to suit the Drayton TRV range.

Getting Technical

Model	Lockshield and Manual Valve
Maximum working pressure	10 bar
Maximum working pressure	3 bar (Push-fit)
Maximum differential pressure	0.6 bar
Recommended differential pressure	0.2 bar
Maximum ambient temperature	50°C
Maximum flow water temperature	120°C
Maximum flow water temperature	110°C (Push-fit)
Connections	Compression fittings meet EN 1254-2
Standards	Conforms to BS 2767-10

NEW All chrome lockshields

Product	Part No.
15mm angle lockshield with chrome cap	07 05 917
15mm straight lockshield with chrome cap	07 05 918

Chrome finish to match all Drayton TRVs

Product	Part No.
15mm angle lockshield with white cap	07 05 900
15mm angle lockshield with drain off tap	07 05 901
15mm drain off tap	07 05 902
15mm LS+integral DO	07 05 903
10mm push-fit elbow	07 05 904
15mm push-fit elbow	07 05 905
15mm straight lockshield with white cap	07 05 906
10mm compression elbow	07 05 907
15mm compression elbow	07 05 908



15mm angle lockshield with white cap
Part No 07 05 900




15mm straight lockshield with chrome cap
Part No 07 05 918



15mm LS+integral DO
Part No 07 05 903



10mm PF elbow in chrome
Part No 07 05 904



15mm DSO TP Chrome
Part No 07 05 902





10mm Comp Elbow
Part No 07 05 907
15mm Comp Elbow
Part No 07 05 908

EB Body Range

Features

- PES internals, these have proved resistant to sticking in systems that are installed in hard water areas
- Pre-setting as standard
- Attractive chrome finish
- Double gland seal, top seal replaceable without draining down
- Reverse flow 15mm angle body can be mounted on the radiator flow or return

Metric Fittings

Product Range	Body Type	Description	Part No.
	15mm angle	EB 15 A	07 15 180
	15mm straight	EB 15 S	07 15 181
	15mm corner angle left	EB 15 CAL	07 15 196
	15mm corner angle right	EB 15 CAR	07 15 197

TRV Accessories



Unlocking the secrets

Drayton have been manufacturing our market leading TRV4 in Britain for over 25 years. To ensure these really are a TRV for life, these accessories are now available to buy.

Product Range	Body Type	Description	Part No.
	Balancing key	To set flowrates and maintain valve health	07 35 162 (pack of 2)
	Balancing key and gland seal kit	Replacement gland seals to maintain long-term valve health	07 35 009 (one key and 2 seals)
	Manual cap	To convert your TRV into a manual valve	07 35 123 (pack of 5)
	2m valve extension kit	To mount the TRV4 head away from the valve, for example when the TRV is sited behind curtains or furniture	07 55 002
	TRV4 tamper guard	To prevent unwanted adjustment of the temperature setting in public spaces	07 35 269 (pack of 6)



Scan the QR code to discover the secrets of the TRV4

Commercial Radiator Controls

Commercial Lockshields

Drayton now offers a complete range of radiator controls for commercial applications. Typically using iron or steel pipe in imperial dimensions, these applications require a range of high-quality fittings with greater mechanical strength.


The Drayton range includes valves and lockshields for commercial applications as well as a RadPack containing TRV4 head, 1/2" angle valve and lockshield.



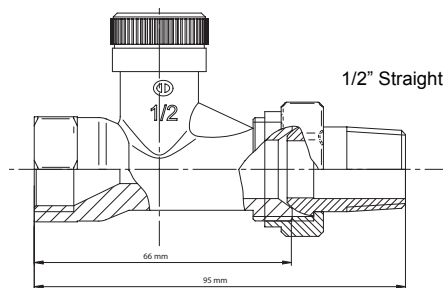
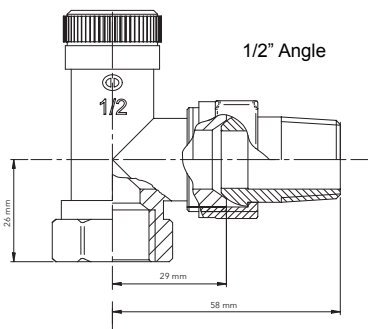
TRV4 Commercial Packs

Features

- Superior mechanical strength in standard D-Series valve dimensions
- Satin-nickel finish to match EB valves
- 3/8" versions available on demand



Product	Part No.
TRV4 commercial radiator pack (TRV4 head with 1/2" angle valve and 1/2" angle lockshield)	07 05 187
1/2" Angle	08 08 920
1/2" Straight	08 08 921



Getting Technical

Lockshields with manual adjustment via allen key.

Lockshields with manual adjustment via allen key	
Finish:	Satin Nickel plated, EN12540
Maximum working pressure:	10 bar
Test Pressure:	16 bar
Maximum ambient temperature:	50°C
Maximum flow water temperature:	120°C







Max Flow (fully open) Kvs

Type	Prod. No.	Connections		Flow Limitation: Kv-values (m3/h) for number of turns										
		Sys.	Rad.	0.25	0.50	0.75	1.00	1.50	2.00	2.50	3.00	3.50	4.00	Kvs
DN 15 ang.	08 08 920	1/2"	1/2"	0.2	0.4	0.5	0.65	1	1.3	1.7	1.9	2.1	2.3	2.5
DN 15 Str.	08 08 921	1/2"	1/2"	0.2	0.4	0.5	0.65	1	1.3	1.7	1.9	2.1	2.3	2.5







Commercial Valves



Two-Pipe Systems

Product Range	Body Type	Description	Part No.
	3/8" straight	EB 3/8" S	07 15 191
	1/2" angle	EB 1/2" A	07 15 214
	1/2" straight	EB 1/2" S	07 15 185
	1/2" side angle	EB 1/2" SA	07 15 179
	3/4" angle	EB 3/4" A	07 15 186
	3/4" Straight	EB 3/4" S	07 15 187

Single-Pipe Systems

Product Range	Body Type	Description	Part No.
	1/2" angle single pipe	EB 1/2" ASP	07 15 621
	1/2" straight single pipe	EB 1/2" SSP	07 15 624
	3/4" angle single pipe	EB 3/4" ASP	07 15 622
	3/4" straight single pipe	EB 3/4" SSP	07 15 625
	1" angle single pipe	EB 1" ASP	07 15 623
	1" straight single pipe	EB 1" SSP	07 15 626

TS Ultra Thermal Actuator

The ultimate in thermal actuators with more stroke, more power, faster response and compact enough to fit on the latest manifolds with 40mm valve centres.

Features

TS Ultra – the entry-level model

- 360° valve status indication
- IP44
- Closing force 100N
- Stroke 5.5mm
- Fast response – opening to 4mm in 2 minutes
- 230V and 24V options

TS Ultra+ - the ultimate in design and performance

- All the features of the TS Ultra and:
- IP55 ingress protection
- Closing Force 120N
- Plug-in cable
- Manual feature



TS Ultra



TS Ultra+

Getting Technical

Product	Part No.
230V TS Ultra+	0481 1105 1017
24V TS Ultra+	0482 1105 1017
230V TS Ultra	0483 1005 0817
24V TS Ultra	0484 1005 0817

Type:	TS Ultra (230 V)	TS Ultra (24 V)	TS Ultra+ (230 V)	TS Ultra+ (24 V)
Supply voltage:	230 V ~ 50 Hz	24 V AC/DC	230 V ~ 50 Hz	24 V AC/DC
Power consumption:	2.5 W		2.5 W	
Actuator type:	Open/closed		Open/closed	
Valve type:	Normally closed		Normally closed	
Cable:	Fixed cable, 2 x 0.75mm ² , 80cm long, free cable ends with end sleeves		Plug-in cable, 2 x 0.75mm ² , 100cm long, free cable ends with end sleeves	
Ingress protection:	IP44		IP55	
Stroke:	5.5mm			
Valve connection:	M 30 x 1.5mm			
Dimensions:	82 x 39 x 54mm (h x w x d)			
Storage temperature:	-20 °C to 60 °C			
Operating temperature:	0 °C to 50 °C		0 °C to 60 °C	
Closing force:	100 N		120 N	



Automatic By-Pass Valve

The automatic by-pass valve is designed to maintain a minimum flow rate in heating systems fitted with thermostatic radiator valves.

Features

- Maintains optimum flow
- Automatic operation
- Set and forget
- Ensures quiet operation
- High quality
- Reliable



Getting Technical

Model	Automatic By-Pass Valve
Connections	22mm
Setting range	0.05 to 0.5 Bar
Working pressure	16 bar
Working temp.	120°C Intermittent

Product	Part No.
22mm angle auto bypass valve	07 02 020

Application

The automatic by-pass valve is designed to maintain a minimum flow rate in heating systems fitted with thermostatic radiator valves. When all the TRVs are open the by-pass valve remains closed, allowing the full boiler output to circulate around the heating system.

As TRVs sense that selected room temperatures are reached and start to close, the by-pass valve starts to open, maintaining optimum flow through the boiler and so eliminating possible damage to the boiler and pump. Installation of the by-pass valve will minimise noise often experienced when flow through the boiler decreases.

Installation

The by-pass should be installed between the flow and return with flow in the direction of the arrow.

If a higher capacity is required for large installations it is possible to install two or more valves in parallel.

Setting

The valve can be manually adjusted from 0.05 Bar to 0.5 Bar. A setting of 0.2 – 0.3 Bar is sufficient for most common installations. If the differential pressure is too low or the by-pass flow is too high, the pressure setting should be increased. If the differential pressure is too high or the by-pass flow too low, the pressure setting should be decreased.

HTS3 Cylinder Thermostat

The HTS3 cylinder thermostat controls the domestic hot water temperature to suit your lifestyle and gives energy savings when set between the recommended 60°C to 65°C. Positive On/Off for test purposes.

Features

- Easy fixing to hot water cylinders
- Suited to all systems
- Tamper resistant
- Double insulated

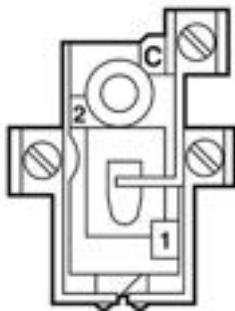


Getting Technical

Product	Part No.
HTS3 Cylinder Thermostat	13007

Model	Automatic By-Pass Valve
Sensing element	Bi-metal
Temperature range	50°C to 80°C
Switch rating	3 (1) A 230V a.c.
Switch type	S.P.D.T.
Differential	8°C approximately
Fixing	Plastic coated spring wire, hook and eye
Wiring	To comply with the current IET regulations

Wiring



Digistat+ CRF Wireless Cylinder Thermostat



Drayton's stylish wireless Digistat+CRF with tactile, audible & visual feedback. Featuring a familiar dial control with a digital display to show that the temperature has been set accurately every time.

- User adjustable Min/Max temperature setting
- Digital display situated above dial for ease of reading

The Digistat+CRF cylinder thermostat controls the domestic hot water temperature to suit your lifestyle and gives energy savings when set between the recommended 60°C to 65°C.



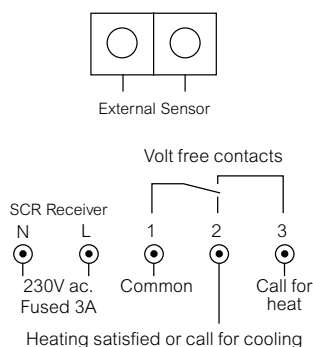
Getting Technical

Features
<ul style="list-style-type: none"> • Conventional dial adjustment Tactile dial • 5°C setting steps • Tactile & audible feedback via click of the dial • Visual feedback via digital display • Min/Max temperature setting • Battery powered • Digital display situated above dial for ease of reading

Product	Part No.
Digistat+CRF cylinder thermostat & SCR & sensor	13616
Digistat+CRF SCR receiver spare	22598
Digistat+CRF transmitter spare	13618
Digistat+CRF sensor spare	13619

Wiring

Digistat+C RF Cylinder Thermostat



Model:	Digistat +CRF	SCR (receiver)
Power supply:	2 X 1.5V IEC LR6(AA) alkaline batteries	230V a.c. 50Hz
Switch type and rating:	N/A	SPDT (voltage free) 2(1)A 230V a.c. or 24V a.c./d.c
Wiring:	Designed for fixed wiring only, to comply with current IET wiring regulations (BS7671).	Ø 0.5mm ² 2 core cable between sensor and thermostat
Mounting:	Thermostat: Suitable for surface or conduit box mounting Sensor: Direct mounting onto cylinder	Industry standard wall plate
Battery life:	2 years typical	N/A
Ambient temperature:	Operating 0°C to 50°C / Storage - 20°C to 55°C	
Ambient humidity (non condensing):	Operating 25% to 90% / Storage 15% to 95%	
Temperature range:	40°C to 70°C	
Control accuracy:	+0/-8°C	
Control algorithm:	On / Off	
Temperature resolution:	5°C	
Ball pressure test:	75°C	
Pollution situation:	Degree 2	
Protection level:	IP30	
Pollution class:	2	
Software class:	A	
Radio frequency:	433 MHz	
Radio signal range:	30m typically. The range may be affected by the composition / density and number of walls between the thermostat and receiver.	
Relevant directives:	2014/53/EU Radio Equipment Directive Batteries Directive 2006/66/EC, 2011/65/EU RoHS Directive	
Applied standards:	EN60730-1; EN60730-2-9 EN 300 220-2; EN 301 489-3	

PTS1 Pipe Thermostats

The PTS1 Pipe Thermostat can be used in domestic or commercial installations for applications such as high or low limit.

It is typically used in conjunction with the Drayton RTS3 Air Frost Thermostat*, to provide two stage frost protection for boilers and exposed pipework.



Getting Technical

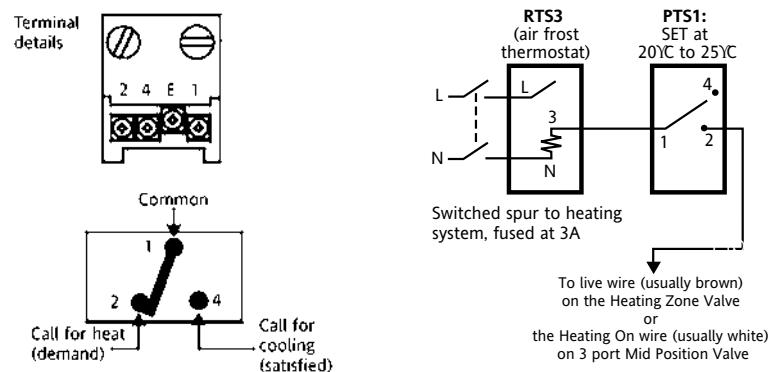
Features
<ul style="list-style-type: none"> Frost protection solution when used in conjunction with the RTS3 air frost thermostat Changeover contacts Lockable setting knob High or low limit applications Conduit adaptor/gland seal Concealed cover fixing screw

Product	Part No.
PTS1	03 01 260

Model:	PTS1
Setting range	20°C to 90°C
Ambient temperature	-35°C to 120°C
Switching differential	8k
Sensitivity	1k/min
Switch type	SPDT (volt free)
Switch rating	15(2.5)A 230V a.c.
Sensing element	liquid
Knob locking device	Supplied
Fixing wire	Supplied
Enclosure protection rating	IP40

*See page 39 for frost thermostat

Wiring



For boiler frost protection use PTS1 in conjunction with RTS3



Tapstat Cylinder Controls

Self-acting tapstats control domestic hot water temperatures on gravity or pumped primary systems preventing scalding and fuel wastage.

Features

- High quality
- Self acting (non electric)
- Range limiting stops
- Remote sensor with 2m capillary
- Compression fittings for copper pipe
- Simple to install

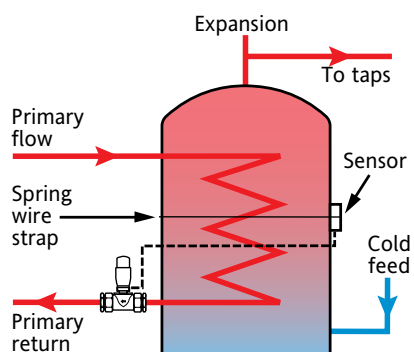


Product	Part No.
15mm 2-way Tapstat (Pumped)	07 45 015
15mm 3-way Tapstat (Pumped)	07 45 016
28mm 2-way Tapstat (Gravity)	07 45 017

Getting Technical

Model:	Tapstat
Max. static pressure	147 psi (10 bar)
Max. primary flow temperature	100°C continuous 120°C intermittent
Max. differential pressure*	15mm 2 way 59 psi (4 bar) 15mm 3 way 29 psi (2 bar) 28mm gravity 7 psi (0.5 bar)
KV value (fully open)	15mm 2 way 1.1 15mm 3 way 1.1 28mm gravity 4.6
Setting range	32°C to 72°C

Installation



The gravity tapstat may be fitted in the primary flow line if preferred

* The differential pressures stated are maximum limits. It is not recommended that Tapstats are used at pressures above 8.8 psi (0.6 bar) as noise may be experienced in the system

Control Packs

Scan QR code for wiring diagrams



Biflo Control Packs

Part No.	Programmer	Room Stat	Cylinder Stat	Valve	Wiring Centre	ErP rating
PBBE66	LP241	RTS1	HTS3	22mm Mid Position*	LWC1	1%
PBBE66S	LP241Si	RTS1	HTS3	22mm Mid Position	LWC1	1%
PBBE669S	LP241Si	RTS9	HTS3	22mm Mid Position	LWC1	1%
PBBE68	LP241	RTS1	HTS3	22mm Mid Position*	LWC3	1%
PBBE86	LP522	RTS1	HTS3	22mm Mid Position*	LWC1	1%
PBBE86S	LP522Si	RTS1	HTS3	22mm Mid Position	LWC1	1%
PBBE869S	LP522Si	RTS9	HTS3	22mm Mid Position	LWC1	1%
PBBE88	LP522	RTS1	HTS3	22mm Mid Position*	LWC3	1%



Twinzone Control Packs

Part No.	Programmer	Room Stat	Cylinder Stat	Valve	Wiring Centre	ErP rating
PBTE66	LP241	RTS1	HTS3	2 x 22mm 2-Port*	LWC1	1%
PBTE68	LP241	RTS1	HTS3	2 x 22mm 2-Port*	LWC3	1%
PBTE86	LP522	RTS1	HTS3	2 x 22mm 2-Port*	LWC1	1%
PBTE88	LP522	RTS1	HTS3	2 x 22mm 2-Port*	LWC3	1%
PBTE96	LP722	RTS1	HTS3	2 x 22mm 2-Port*	LWC1	1%

Further pack options including untimed versions are available on request. *For 28mm versions, add B to the end of the part number.



Unvented Control Packs

Part No.	Programmer	Room Stat	Cylinder Stat	Valve	Wiring Centre	ErP rating
UWH62	LP241	RTS1	-	22mm 2-Port*	LWC1	1%
UWH82	LP522	RTS1	-	22mm 2-Port*	LWC1	1%



Frost Protection Pack

Part No.	Room Stat	Pipe Stat
FPP1	RTS3	PTS1

Social Housing Packs

Part No.	Programmer	Room Stat
PBTE120	LP811	Digistat+RF with SCR
PBTE122	LP811	Digistat+



PBTE115 - New Digistat Wired Pack



PBTE910 - 3 Channel Common Heat Times

New Build Control Packs

Part No.	Room Stat	Programmer	Valve	Wiring Centre	ErP rating
PBTE114	Wiser Room Thermostat (x2)	Wiser 3ch. Hub	22mm 2-port (x2)	LWC3	4%
PBTE115	Digistat 2290M (x2)	-	22mm 2-port (x2)	LWC3	3%
PBTE116	Digistat RF902 & RF90T	-	22mm 2-port (x2)	LWC3	2%
PBTE910	RTS1 (x2)	LP722	22mm 2-Port (x2)	LWC3	1%

Further pack options including untimed versions are available on request. *For 28mm versions, add B to the end of the part number.

Accessories

Wiring Centres

Wiring centres provide a safe and convenient method of system wiring. All controls can be neatly connected making operational testing a simple task.

Features

- Easy to use
- Simplifies wiring and circuit testing
- Suited to all popular heating systems
- A safe means of connection
- Large terminals
- Easy access
- Complies with BS EN 60670-22

Product	Part No.
LWC1 Wiring Centre	28001
LWC3 Junction Box	28003




Getting Technical

Model:	LWC1	LWC3
12 way junction box	-	✓
16 way wiring centre	✓	-
Manufactured in flame-retardant plastic	✓	✓
Cable clamps supplied	✓	✓
Top or bottom cable entry bays	-	✓
Large diameter wiring terminals	✓	✓
Wiring links provided to suit most systems	✓	-
Cable identification labels included – with full installation instructions	✓	-
Terminal rating	10A	10A

Dimensions

LWC1



LWC3





Drain Easy Kit

A valuable time-saving kit to avoid system draining for repairs and replacements on open vented 'wet' central heating systems.

The Drayton Drain Easy kit comprises two durable rubber plugs, a tie and a radiator bleed key.

It is designed to facilitate removal of valves, repair of leaks etc. on an open vented wet central heating system without draining down, consequent loss of inhibitor, and risk of major air locks during refilling. It can only be used where the header (feed and expansion) tank is no more than 30ft (9 metres) above the lowest point in the system and only one break in the system is being made at a time.

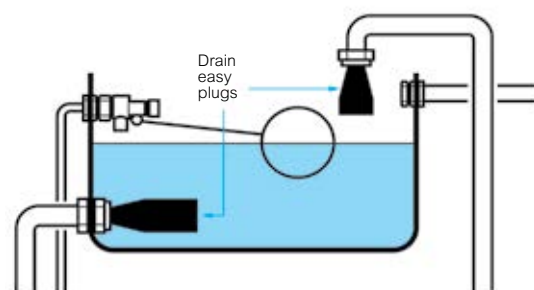
The most important benefit of using the Drain Easy kit is to allow easy replacement of standard radiator valves with energy-saving TRVs. Thermostatic radiator valves such as the Drayton TRV4 offer substantial reductions in running costs over normal valves, coupled with improved comfort as room temperatures may be set individually.

It is also a valuable emergency kit which will allow various repair and maintenance jobs such as the replacement of failed pipes, valves, radiators etc. to be undertaken quickly and easily.

Fitting

The specially-shaped Drain Easy plugs are fitted into the cold feed and the expansion pipe of the feed and expansion tank.

After releasing some inherent pressure in the system with the bleed key supplied, and building up a vacuum by allowing water to flow for about 1 minute, any single item such as a pump, valve or radiator may be removed without further loss of system water/inhibitor.



Product	Part No.
Drain Easy Kit	07 01 165

Specification

Kit contents

Two Rubber male plugs, radiator bleed key, 1m tiecord, full instructions.

Materials

Plugs: Ethylene propylene

Bleed key: Brass stamping

Limitations

- Suitable for 15mm and 22mm pipework.
- Not to be used on direct, unvented or primatic systems or auto-vented systems.
- Not to be used on systems with a header tank more than 30ft (9 metres) above the systems lowest point.
- No lubricating oils to be applied.
- Only one section of pipework can be disconnected at a time e.g. no three-way valves – one two-way disconnection only.

Décor Plate & Spacer Box



Décor Plate

The decoration plate provides a simple and effective means to cover "bare patches" left in the décor when replacing other makes of time controls. It is designed with a two-part construction allowing all fixings to be invisible providing a clean and professional finish.

Décor Plate Features

- Simple to install
- Reduces the need for redecoration
- Covers the spaces left by the majority of competitor models
- Two-part construction allows fixings to be invisible
- Can be used in conjunction with "Spacer Box"



Spacer Box

The Spacer Box provides a convenient way to house all wiring in installations where the existing programmer has been used as a wiring centre. The Spacer Box is also effective in installations where tiling is to be fitted around the time control allowing removal of the control to still be achieved.

Spacer Box Features

- Simple to install
- Suitable for retrofit of LP, SM range & Wiser
- Suitable for single or double electrical wiring boxes
- Universal back plate fits directly onto using fixings provided
- Can be used in conjunction with "Décor Plate"

Product	Part No.
Décor Plate and Spacer Box	28011

Drayton
Rewards+

AFTER 75 YEARS

**WE KNOW THE
VALUE OF
LOYALTY.**

**CLAIM POINTS
FOR ALL YOUR
DRAYTON
INSTALLATIONS
AND GET FREE
STUFF.**



SCAN TO JOIN



75 YEARS OF REWARDING LOYALTY.

Drayton

by Schneider Electric

WE'VE BUILT A REPUTATION MANAGING HOT AIR.

NOT TALKING IT.



75 YEARS OF TRUSTED UK SUPPORT.

draytoncontrols.co.uk

Customer & Technical Support: 0333 6000 622



D73-24

In accordance with our continuous improvement procedures, we reserve the right to change design features and specifications without prior notification. The Data contained in this document is for guidance only. Drayton accepts no liability for any consequential losses, injury or damage resulting from the use of this document or the information contained within.

The Bluetooth® word mark and logos are registered trademarks owned by Bluetooth SIG, Inc. and any use of such marks by Schneider Electric is under license. Other trademarks and trade names are those of their respective owners.

OpenTherm and the OpenTherm logo are registered trademarks of The OpenTherm Association.



Join The Drayton Community
Facebook Group

Drayton

by **Schneider** Electric