



Design | Quality | Innovation

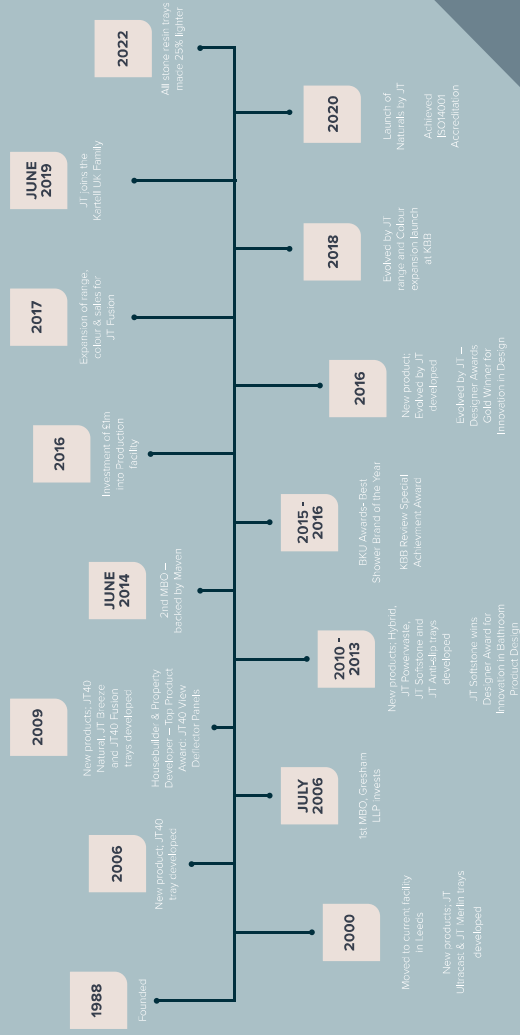
JT Shower Tray Collection

www.just-trays.co.uk



Over 30 years of design, quality & innovation

For three decades, we have proudly flown the flag for quality British manufacturing from our state-of-the-art manufacturing plant in Leeds. Our design, innovation and award-winning quality today sees JT deliver over a third of all shower tray sales in the UK and export internationally. Thank you for choosing JT and supporting Great British Manufacturing.



Contents

Softstone by JT	4
Naturals by JT	8
Elemental by JT	10
Fusion by JT	12
Merlin by JT	14
Ultracast by JT	15
Anti-Slip by JT	16
Accessories by JT	18
Technical Details	20
Product Codes	34



softstone

BY JT



Coming soon - TBA

Coming soon - TBA

Removable drain cover
Delivered with standard trap and stainless steel removable grill.

Scratch Resistant
Unbeatable resistance to impacts. Medium-high resistance level to scratches and good resistance to abrasion.

Anti-slip Class B
Tested according to DIN 51097:1992 Performance: Class B and UNE 41901:2017 EX (pendulum) Performance: Class 2.

Easy to transport
Softstone comes in a manageable box, allowing it to be loaded, transported and handled by just one person in a simple and convenient way.

Softstone is warm and silent
No more cold feet! Softstone has an incredibly warm and soft feel to it. Softstone is also silent: its surface muffles the sound of the water falling on it.

UV Radiation Resistance
High resistance to UV radiation, tested according to EN ISO 4586-2 standard. Performance: Excellent.

Anti-bacterial
The material contains a component which prevents from bacteria and fungi proliferation.

Silent
Softstone is a noise absorbing shower tray that accomplishes Swiss norm SIA 1811:2006 Result: 35dB.





Easy to install
Integrated slope. It is easily installed, in a clean and simple way, saving time and money. Softstone is compatible with every type of shower screen.

Aqua cushion flooring

A tray like nothing else, the Softstone by JT aqua cushion floor surprises the senses with a soft touch and features a unique ergonomic, non-slip surface.

This unique slate-effect product is available in five colours: black, anthracite, concrete, cream and white, and in a range of set sizes, plus a bespoke service option to create your perfect showering area.

- 11 set sizes
- Non-slip ergonomic surface (Class B to DIN51097)
- Recyclable
- Installation kit included and installation video available at just-trays.co.uk
- Colour matched grill (available at an additional cost)
- Bespoke solution available



Stainless steel as standard

White

Cream

Concrete

Anthracite

Black

Coming soon - TBA



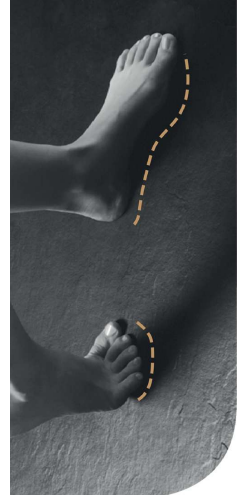
A luxurious sensation under your feet

Feel a warm and soothing experience taking your first steps of many into your relaxing, non-ending and comfortable shower time.

coming soon softstone linear



The linear drain is available in five different colour ways including three brushed metals providing you with the ultimate customisation to enhance your bathroom or wetroom.



Flexible shower tray

Softstone by JT features a relaxing effect, as you feel it adapt to the pressure of your steps on its warm and soft surface, providing a tranquil experience.



Brushed copper



Brushed gold



Brushed stainless steel



Matt black




Matt white


naturals




BY




Howarth Black O10




Graphite Grey O16




Malham Grey O15



Runswick Cream O11



Flamborough White 100



Shaped from our landscape




Flamborough White




Runswick Cream



Malham Grey



Graphite Grey



Howarth Black

- 33 size options available in square, rectangle and quadrant

- Available in five stunning colours: Flamborough White, Malham Grey, Graphite Grey, Runswick Cream and Howarth Black

- Installs flat-to-floor

- JT 25 year tray guarantee

- Class C Anti Slip integrated into the tray

Inspired by the iconic Yorkshire landscape Naturals by JT is the last addition to the JT range. The new stone effect trays feature five contemporary colour options: Flamborough White, Malham Grey, Runswick Cream, Howarth Black, and Graphite Grey with option colour matched waste covers.

Since 2022, we made all our stone resin shower trays 25% lighter in weight, in order to reduce our carbon footprint and be kinder to the environment without compromising on quality.



coming soon elemental

BY JT

- Slate effect tray
- 28mm Low profile tray
- 2 colour options
- Sleek colour matched waste as standard
- Anti-Slip Class C
- Installs flat to floor
- Can be cut to size on site
- 25 Year Guarantee
- 10 sizes available



White



Black



fusion

BY JT



Available in Gloss white only!

The original low-level tray is a best seller with installers and consumers alike. The Fusion by JT is manufactured from ABS capped acrylic stone resin and double skinned for extra strength. Installation is easy whether raising on legs with a JT Riser Kit or fitting flat-to-the floor for the ultimate sleek look.

The range is available in 48 sizes in gloss white.

36 of which come with the option of integrated tiling upstands to create a watertight concealed waste to present a modern and minimalist look.

Since 2022, we made all our stone resin shower trays 25% lighter in weight, in order to reduce our carbon footprint and be kinder to the environment without compromising on quality.



Seamless style

- 48 size options available in square, rectangle, quadrant and offset quadrant
- Available in gloss white
- Installs flat to floor or on legs with a Fusion by JT riser kit
- Easy fit legs for quicker installation
- Includes 90mm Waste™ by JT
- Available with 6x13mm tiling upstands
- 25 year guarantee
- Anti-Slip™ by JT available



Waste cover options

Mat: Black, White and Concealed waste cover options – Chrome as standard.



- Available in square, rectangle, quadrant and offset quadrant
- 39 size options
- Integrated 13mm tiling upstand option available
- Supplied with leg set and easy-to-fit loose panels with unique fastening system
- 50mm waste outlet
- 25 year guarantee
- JTAnti-Slip™ available



It's a kind of magic

merlin

BY JT

The JTMerlin™ is the original easy plumb, easy access shower tray. An installers dream, the product is made from ABS capped acrylic stone resin and features adjustable feet hidden behind removable panels.

JTMerlin™ is ideal for awkward, new installations and existing tray replacements. The integrated upstand option is simply recessed into the wall allowing tiles to overlap for a watertight installation.

Since 2022, we made all our stone resin shower trays 25% lighter in weight, in order to reduce our carbon footprint and be kinder to the environment without compromising on quality.

ultracast

BY JT

A simple yet graceful ABS capped acrylic stone resin design, the JTUltracast™ is available as a flat top or tiling upstand tray.

The integrated upstand option is simply recessed into the wall allowing tiles to overlap for a watertight installation.

Ideal for awkward and new installations, as well as existing shower tray replacements.


Since 2022, we made all our stone resin shower trays 25% lighter in weight, in order to reduce our carbon footprint and be kinder to the environment without compromising on quality.

- Available in square, rectangle, quadrant and offset quadrant
- 39 size options
- Integrated 13mm tiling upstand option available
- 50mm waste outlet
- 25 year guarantee
- JTAnti-Slip™ available



Simple elegance

anti-slip



Uncompromising Comfort & Hygiene

Designed with a textured yet comfortable surface, our anti-slip shower trays maintain a soft, skin-friendly feel while preventing soap and water build-up, making cleaning effortless.

Safety First, Always

Built in Anti-Slip technology incorporated into the shower tray acrylic skin providing enhanced stability and peace of mind for all users, especially children, elderly individuals, and those with mobility concerns.

Class C slip rating DIN 51097:1992-11 - the highest level of approval for domestic use. Minimise the risk of slip and falls without the need of a mat.

Independently tested and approved. Conforms to BS7976-2 2002.

Smart Investment in Home Value

A safer, well-designed bathroom is a strong selling point for any home. Choosing an anti-slip shower tray enhances functionality and contributes to the overall added value of the property.

Long-Lasting Durability

Unlike mats or coatings that wear out over time, our integrated anti-slip technology is built into the tray itself, ensuring long-term performance without peeling or degradation whilst maintaining a premium high-end look.



BY



Take the safe option