



**Affordable  
Housing  
Collection**



**Zing**  
Safe Touch Bar Shower



Cinnamon  
Kitchen tap

## Why Choose Bristan Group?

**The Bristan Group is home to two brands, Bristan and Heritage Bathrooms. Bristan is the UK's number one for taps and showers, with straightforward solutions for every bathroom and kitchen that can be trusted time and time again. Heritage Bathrooms draws on a long history of high-quality bathroom and sanitaryware carefully crafted to balance classically traditional design with modern functionality and quality.**

When you're managing a project, let brassware be the least of your worries and trust in the UK's number one for taps and showers. Bristan products are expertly engineered and comprehensively tested to comply with key regulations and sustainability requirements.

Rigorously tested products, along with reliable guarantees and award-winning after care, for worry-free specification that makes choosing Bristan the easiest decision you'll make on every project.

Our product offering for the affordable housing market has been specially selected for their durability, ease of maintenance and generous guarantees – qualities we know you'll value.

Bristan understands that affordable doesn't mean cheap. So, you'll find the same attention to great quality, design and performance in all of our products, from our best-priced to our premium ranges.

# Contents

Meet the Specification Experts	6
Sustainability	8
Water Saving	12
Customer First	14
<b>Product Innovation</b>	
Wallmount 12	16
Eco Start	17
Easyfit	18
Part G Compliant	20
Your Requirements	23
<b>Product Collection</b>	
Bathroom	24
Bathroom Thermostatic	38
Shower Accessories	40
Showers	42
Kitchen	48



Orta  
Bath Filler

# Meet the Specification Experts



**Sophie Taylor**  
**National Account Manager -**  
**Affordable Housing**

Tel: 07880 727494  
Email: [staylor@bristan.com](mailto:staylor@bristan.com)



**Louise Smith**  
**National Account Manager -**  
**Affordable Housing**

Tel: 07584 504464  
Email: [louisessmith@bristan.com](mailto:louisessmith@bristan.com)



**Molly Rapley**  
**Desk Based Account Manager -**  
**Affordable Housing**

Tel: 01827 254218  
Email: [mrapley@bristan.com](mailto:mrapley@bristan.com)

**At Bristan, we pride ourselves on our £16m stock holding at Tamworth HQ, supported by the excellent forecasting and work done by our Supply Chain team. We can manage the end-to-end supply chain, so customers don't have to, with a 99.5% stock availability. Offering a 250,000 ft<sup>2</sup> warehouse, we are able to maintain stock levels ensuring our products are accessible for our Affordable Housing partners, and together we will not let you down with our 95.5% Completed On Time, In Full (COTIF).**



### Customer care

“We are only a phone call away providing expert advice on installation, maintenance checks and general troubleshooting. Should there be a more complex problem, we will arrange for one of our field service engineers to visit your site. We also have a dedicated Housebuilders Customer Services Team, who will respond within 48 hours on all email enquiries. All customer care enquires we receive from your customer we provide in a free monthly report.”

**Jade, Head of Customer Experience**



### Our in-house testing and accreditation

“At every stage of development, we ensure our products pass through UKAS 17025 accreditation within our in-house testing centre. Checking for any defects, weak spots or design flaws, and only when they have fully passed every test do we add them to our product portfolio. We ensure our products are fully compliant to UK Water Regulations, which guarantees your specifications fall in line with regulations and byelaws covering water supply and fitting.”

**Adrian, Technical Manager**



### A more sustainable approach

“We understand how crucial it is to meet Part G of the Building Regulations. So, we have ensured our 'every drop counts' approach to water efficiency is reflected in the number of products incorporating flow limiting features and our support for the European Water Label Scheme.

We also operate an ethical supply chain to limit consumption of non-renewable resources and reduce the environmental impact of our delivery vehicles. To further support our commitment to sustainability, we are also active members of the Supply Chain Sustainability School.”

**Chris, Product Director**



# Sustainability

Bristan Group strives to be an organisation that has a positive impact on our customers, our communities, and the environment.

Whilst we are proud of the actions we are taking, we acknowledge and are dedicated to do more. We are working with the Carbon Trust on their Route Net Zero Standard to reduce our carbon footprint year-on-year, looking at how we can better assist our team and local communities, and we are also regularly seeking consultation from industry experts on how to be a more sustainable organisation.

We are devoted to a programme of continuous improvement.



## Environmental

Our commitment in 2025 is to enhance sustainability throughout our operations and products, with a strong focus on improving energy efficiency in our building and advancing sustainable practices in our packaging.



# Energy Efficiency

As part of our commitment to improving sustainability, we have installed 1,666 solar panels, which are generating over 600kWh of electricity to support our everyday operation at our Tamworth Headquarters. This initiative will result in CO<sub>2</sub> savings of approximately 100,000kg per year, significantly reducing our carbon footprint.



## Sustainable Packaging

Starting in September 2024, we began to transition away from our current Jiffy and plastic envelopes to more sustainable options. We are working with our suppliers to introduce sustainably sourced packaging solutions and aim to reduce recycling content in our packaging by 30% before the end of 2025.




## Sustainable Partnerships

We are proud to be part of the Ecologi Scheme. In 2024, we have had 145 trees planted on our behalf.



## Environmental Product Declarations (EPDs)

We are actively working towards having EPD's for our products. These provide a comprehensive assessment of our products' environmental impact from cradle to grave.



## Route to Net Zero Standard

We have committed to achieving the Route to Net Zero Standard at the "Taking Action" tier. We have achieved a strong score of 27% against the carbon management requirements, reducing our Scope 1 & 2 emissions and business travel carbon footprint. We plan to continually further our progress going forward.



## Energy Consumption Reduction

We continue to make significant strides in reducing the energy we take from the grid, relying on power generated by the solar panels we had installed. In June 2024, we had reduced our consumption from the national grid by 74% with a cost saving of over £28K in that month alone.



## Warehouse Heating Upgrade

To support the reduction in Scope 1 emissions, we are upgrading our warehouse heating system by replacing the existing unit with two smaller, more efficient Powermatic® heaters that deliver the equivalent heat output. The new system is expected to achieve a reduction of approximately 130,000kWh annually.

# Waste Management & Recycling

We are proud to be a zero-to-landfill company. Our specialist waste management partner ensures that all general waste is mechanically sorted to extract recyclable materials, whilst any remaining residues are thermally recovered to produce heat and electric.

## Recycling

We produce around 89,000kg of waste every year which we re-purpose and reuse in the following ways:



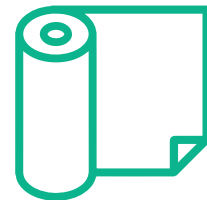
### Boxes used in our automated machines

are made of 100% recycled paper.




### All ceramic waste

is crushed and used as non-specification road-building material.



### Our bonding and stretch film

used to secure product onto pallets, has been replaced with 30% recycled material.



### All our transit packaging

is now made from recycled material.



### All broken pallets and wood waste

is used to make new pallets, shredded for the use in animal bedding or even converted to wood pellets for heating.



### All our redundant e-waste equipment

is securely recycled or refurbished for use in schools and other further education establishments.

# Water Efficiency

Reducing our water consumption remains a top priority and we have adopted water-saving initiatives within the business and into our product ranges.

## Water-Efficient Products

As the UK's leading provider of taps and showers, we are able to offer our customers a comprehensive range of energy and water-saving solutions, through:



### Pre-fitted flow limiters

Limits the flow to as little as 3.5 litres of water per minute, helping to reduce water consumption.



### Self-closing 'push button' taps

Designed to meet BREEAM standards and reduce water waste.



### Timed flow controls

Allows water to turn off after a certain amount of time to meet BS EN 816 standard.



### Infrared taps

Offers significant water saving by automatically turning off when not in use.



### Eco Start taps

Saves energy by having cold water as the default central start position of the tap handle.



### Water Recycling

Our in-house UKAS-accredited test lab recycles over 90% of the water used to carry out the endurance testing of our products.

# Water Saving

Installing water saving products not only helps the planet, it's good for homeowners too.

The average five-person household uses an estimated 493L of water a day\*. This equates to an annual water bill of £679 (for water and wastewater). With Bristan's water saving taps and showers, we can help to reduce these bills for homeowners. Our eco-friendly basin mixer taps feature built-in flow regulators to reduce the water flow to as little as 3.5 litres per minute, for greater water efficiency and smaller household bills.

## Flow Regulators and Aerators

Our flow regulators and aerators are easy to fit, and will help save money on water and heating year after year.

### Outlet Flow Regulators

Flow regulators can easily be retro fitted between a mixer body/shower valve **outlet** connection and the shower hose.

However, please note for **TMV2 approved products fitted on a combi boiler heating system**, it is recommended that flow regulators are fitted between the mixer body and **both shower valve inlet connections**.

This will ensure the valves performance is maintained, especially during the winter months, when the incoming water temperature is lower.

Bristan Code	Type	Colour
ECO SHW 04	4 litres per minute	Grey**
ECO SHW 05	5 litres per minute	Yellow**
ECO SHW 06	6 litres per minute	Black**
ECO SHW 07	7 litres per minute	Green
ECO SHW 08	8 litres per minute	White
ECO SHW 10	10 litres per minute	Blue
ECO SHW 14	14 litres per minute	Pink

\*Source: Southern Water

\*\*Not suitable for use where products are fitted on a Combi system

# Tap Flow Regulators and Aerators

Type	Bristan Code	Flow Rate Reduced To	Colour
<b>Isolating Flow Limiter</b> A pair of tap isolators with 4 flow limiter options included	ECO ISOL BAS	3/4/5/6 litres per minute	–
<b>Flow Regulators</b> Suitable for use with the majority of Bristan basin pillar taps, basin, and sink mixers	ECO TAP1	1 litre per minute	Pink*
	ECO TAP2	2 litre per minute	Olive*
	ECO TAP3	3 litre per minute	Brown*
	ECO TAP4	4 litre per minute	Grey*
	ECO TAP5	5 litre per minute	Yellow*
	ECO TAP6	6 litre per minute	Black*
<b>Aerators</b> Aerates the water as well as regulating the flow to give a bubbly effect	ECO FBAS3.5	3.5 litres per minute	Blue**
	ECO SMBAS3.5	3.5 litres per minute	Black**
	ECO BAS3.5	3.5 litres per minute	Blue**
	ECO BAS4.5	4.5 litres per minute	Pink**
	ECO BAS6	6 litres per minute	Black**
<b>Spray Regulators</b>	ECO SPBAS 1.8	1.8 litres per minute (Spray Regulator)	Lime Green**
	ECO SPBAS 3.5	3.5 litres per minute (Spray Regulator)	Dark Blue**

\*Flow regulators which fit into tap tail \*\*Flow regulators which fit into tap spout

## Fitting a Flow Regulator to the tail of a tap



### Step One

The flow regulator will fit into the inlet of the tap



### Step Two

Carefully push the flow regulator into the inlet of the tap



### Step Three

Connect the pipework to the tap in the usual way

## Fitting an Aerator/Spray Regulator to a tap spout



### Step One

Carefully remove the existing flow straightener



### Step Two

Screw the new flow regulating aerator into place



### Step Three

Carefully tighten into the tap using a suitable spanner

# Customer First

From national and regional housing associations to city councils, we've worked with affordable and social housing providers of every kind.

We understand the needs of the procurement teams we work alongside, and as a true specification partner to them we offer sound, expert advice which ticks the boxes of function, cost and style.

Whether you are looking for bathroom and kitchen products for a new build affordable housing project, or you need easy-to-fit, robust replacements as part of your maintenance work, we can guide you to the right products for your homes.



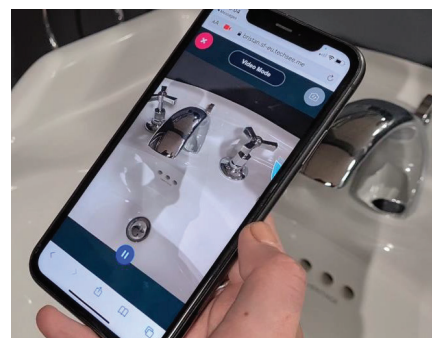

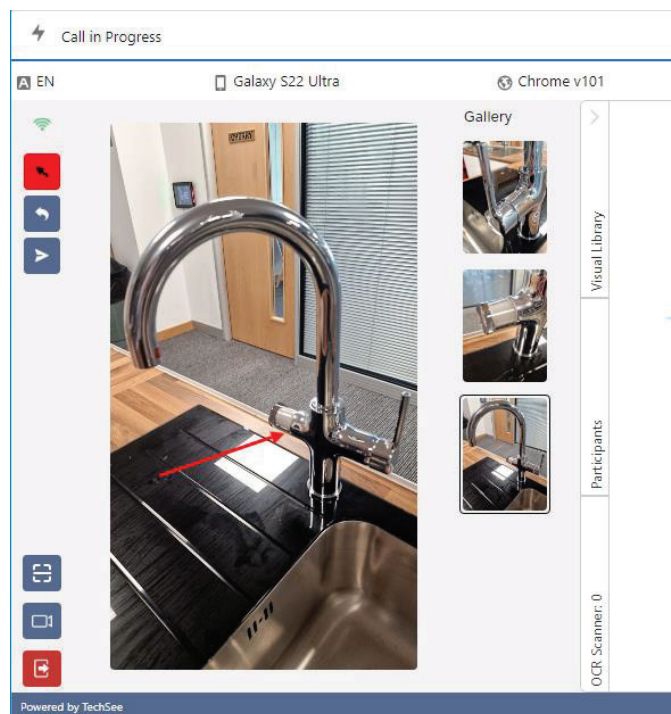
# The Bristan Difference

Looking after our customers with an award-winning customer care team and industry leading technology.

- Exceptional, award-winning customer service team based in our UK headquarters, providing technical help and support when you need it
- 99% of enquiries handled 'right first time'
- Reliable guarantees across all of our products
- Rated Excellent on Trustpilot
- A team of mobile service engineers offering on-site labour support for products within warranty
- Spares available for several years after a product line is discontinued

## Visual Remote Assistant (VRA)

Technology that enables our customer service team to identify and solve customer enquiries remotely using video calling and in-call link sharing.





WATCH  
VIDEO



## Wallmount 12

### Bristan Bar Shower Fixing Kit With Front Isolation

- With 2 front-facing isolation valves, quickly and easily isolate the water supply at the point of installation outside of the wall
- Easy replacement - no need to change the pipework
- Available with a variety of shower styles
- All in one box, so nothing to buy separately





## Eco Start. Taps that start cold to take the heat out of your energy bills.

Eco Start saves energy by having cold water as the default central start position of the tap handle.

Hot water is only activated when the tap lever is moved from the central position, so your boiler is not unnecessarily fired up. Cutting emissions and saving you money.



**Position 1  
Cold water**

**Position 2  
Mixed water**



**Position 3  
Hot water**

**WATCH  
VIDEO**



**The Easyfit Top Fix technology  
system from Bristan.  
All in one box with everything  
you need to install in minutes.**



Cinnamon  
Kitchen Tap



# EASYFIT


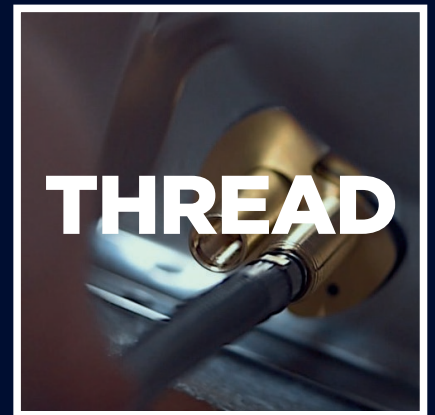
Bristan's well-established Easyfit range has been developed to make kitchen tap installations even easier. Featuring innovative Top Fix technology, our range of kitchen taps can be easily installed in a matter of minutes.

All Easyfit products are supplied with everything you need in the box, including:

- An Allen key
- Isolation valves
- Easyfit base
- Easyfit tool
- Flexi tails

They also feature ceramic cartridges\* for added durability and smooth operation, and metal fixings for longevity.

Easyfit kitchen taps have been rigorously tested and come with the backing of Bristan's 10-year parts guarantee\*, and exceptional after-sales support.



WATCH  
VIDEO



\*Terms and conditions apply. See Bristan.com for full details

# The Easy Choice for Family Bathrooms



## Part G Compliant Hot Water Safety

A crucial part of being Part G compliant is ensuring that baths in new homes and rental properties have thermostatic control of water temperatures. To guard against scalding, especially in properties that may be home to vulnerable groups such as young children and the elderly, all baths are required to fit a device that limits the hot water to a maximum of 48°C.

Our range of market leading thermostatic mixing valves offer full compliance and peace of mind to the housebuilder, housing provider and homeowner.

Rigorously tested products, along with reliable guarantees and award-winning after care, makes choosing Bristan the easiest decision you will make.

For the full Part G document, visit [www.planningportal.gov.uk](http://www.planningportal.gov.uk)

### TMV3 Blending Valve

MT503CP

RM

15mm Thermostatic Mixing Valve. Automatic shutoff in the event of hot or cold water supply failure. Check valves and serviceable filters as standard. Operates at a maximum pressure differential of 10:1. High pressure bath fill Part G compliant.



# Guaranteed for 10 years

Our taps are built around cartridges tested to 500,000 cycles with improved flow rates and smoother operation.\* You really can count on Bristan taps.



\*Exclusions, terms and conditions apply. See [bristan.com](http://bristan.com) for details.



**Naxos**  
Basin Mixer

# Your Requirements



## Repair and Maintenance

Repairs and maintenance require significant investment from your annual budget to ensure properties remain safe, comfortable and efficient for the tenants who call them home. To help you carry out responsive works, we've ensured that all of our products recommended here are easy to install. This means that repairs and replacements can be carried out with less fuss and there's less disruption to your tenants.



## Planned Works

With Authorities driving an annual scheduled program of 'Planned Works', it's really important that Bristan have a comprehensive range of products that are suitable for all types of property. The commitment to plan and perform renovations to a set number of bathrooms and kitchens relies heavily on a partnership approach. Working with Bristan means you have the reassurance of quality products that meet all compliance and legislative requirements, plus guaranteed next day delivery if you should need it. Bristan develops products that offer ease of ongoing maintenance so that your programme of planned and cyclical building works ensures that buildings stay in good repair and condition.



## New Build

New builds can be challenging for social housing providers, when budgets are modest yet expectations are high. We offer a range of approved bathroom and kitchen products which are ideal for new build projects. Every product is easy to use and ensures safer interactions with hot water, so they are perfect for tenants, young and old.

“Our portfolio of products meet the necessary regulatory requirements too, so it's even easier to ensure your homes continue to meet the latest quality and efficiency standards.

“What is more, our core range of kitchen and bathroom taps come with a 10-year parts guarantee (some exclusions apply), for complete peace of mind when specifying your next project.”

# Value

## Bathroom Taps



# Value

### Basin Mixer

VAL2 BAS C CD



Spout projection 120mm

3" (76mm) metal lever handle

Long life and easy to use 1/4 turn ceramic disc valve

Metal back nut for added durability



Also available in  
Club and X-head



### Basin Taps

VAL2 1/2 C CD



Spout projection 85mm

Long life 1/4 turn ceramic disc valves for added durability and smooth control.

Robust metal fixing nut to secure the tap in place reducing the risk of loosening over time.

A hard-wearing, flawless, scratch resistant chrome finish that lasts for years.



### Bath Taps

VAL2 3/4 C CD



Spout projection 90mm

Long life 1/4 turn ceramic disc valves for added durability and smooth control.

Robust metal fixing nut to secure the tap in place reducing the risk of loosening over time.

A hard-wearing, flawless, scratch resistant chrome finish that lasts for years.



### Bath Filler

VAL2 BF C CD



Spout projection 115mm

Long life 1/4 turn ceramic disc valves for added durability and smooth control.

Robust metal fixing nut to secure the tap in place reducing the risk of loosening over time.

A hard-wearing, flawless, scratch resistant chrome finish that lasts for years.



### Bath Shower Mixer

VAL2 BSM C CD



Spout projection 115mm  
Long life 1/4 turn ceramic disc valves for added durability and smooth control.  
Robust metal fixing nut to secure the tap in place reducing the risk of loosening over time.

A hard-wearing, flawless, scratch resistant chrome finish that lasts for years.



### Tap Reviver

R 1/2 LEV



Suitable for use with most 1/2" 5412 and 1/2" 1010 taps.

Includes a pair of handles and standard valves.

Suitable for pressures between 0.2bar and 5.0bar.



### Ceramic Disc Tap Reviver

R 1/2 LEV CD



Quarter turn handles.

Suitable for use with most 1/2" taps with ceramic valves.

Includes a pair of handles and ceramic valves.

Suitable for pressures between 0.2bar and 5.0bar

Value Basin Taps



# Aster

## Bathroom Taps



ESSENTIALS

# Aster

A simple, contemporary yet accessible style that looks great in any bathroom



### Basin Mixer with Clicker Waste

AST BAS C



Spout projection 94mm  
Long life ceramic cartridge for added durability and smooth control.  
A hard-wearing, flawless, scratch resistant chrome finish that lasts for years.



### Bath Shower Mixer

AST BSM C



Spout projection 118mm  
Long life 1/4 turn ceramic disc valves for added durability and smooth control.  
Robust metal fixing nut to secure the tap in place reducing the risk of loosening over time.  
A hard-wearing, flawless, scratch resistant chrome finish that lasts for years.



### Bath Filler

AST BF C



Spout projection 116mm  
Long life 1/4 turn ceramic disc valves for added durability and smooth control.  
Robust metal fixing nut to secure the tap in place reducing the risk of loosening over time.  
A hard-wearing, flawless, scratch resistant chrome finish that lasts for years.



ESSENTIALS

## Iris

A simple loop handle that's easy to use and complements any bathroom



TMV3 Blending Valve

MT503CP

PW NB

see page 20



Basin Mixer with Clicker Waste

IRS BAS C

PW NB

Spout projection 95mm  
Long life ceramic cartridge for added durability and smooth control.  
A hard-wearing, flawless, scratch resistant chrome finish that lasts for years.



Bath Shower Mixer

IRS BSM C

PW NB

Spout projection 112mm  
Long life 1/4 turn ceramic disc valves for added durability and smooth control.  
Robust metal fixing nut to secure the tap in place reducing the risk of loosening over time.  
A hard-wearing, flawless, scratch resistant chrome finish that lasts for years.



Bath Filler

IRS BF C

PW NB

Spout projection 114mm  
Long life 1/4 turn ceramic disc valves for added durability and smooth control.  
Robust metal fixing nut to secure the tap in place reducing the risk of loosening over time.  
A hard-wearing, flawless, scratch resistant chrome finish that lasts for years.

# Mios

## Bathroom Taps



ESSENTIALS

# Mios

A contemporary design that will make a statement in any bathroom



### Basin Mixer with Clicker Waste

MIO BAS C

PW NB

Spout projection 96mm  
Long life ceramic cartridge for added durability and smooth control.  
A hard-wearing, flawless, scratch resistant chrome finish that lasts for years.



### Basin Taps

MIO 1/2 C

PW RM

Spout projection 98mm  
Long life 1/4 turn ceramic disc valves for added durability and smooth control.  
Robust metal fixing nut to secure the tap in place reducing the risk of loosening over time.  
A hard-wearing, flawless, scratch resistant chrome finish that lasts for years.



### Bath Taps

MIO 3/4 C

PW RM

Spout projection 100mm  
Long life 1/4 turn ceramic disc valves for added durability and smooth control.  
Robust metal fixing nut to secure the tap in place reducing the risk of loosening over time.  
A hard-wearing, flawless, scratch resistant chrome finish that lasts for years.



**Bath Shower Mixer**

MIO BSM C

PW NB

Spout projection 95mm  
 Long life 1/4 turn ceramic disc valves for added durability and smooth control.  
 Robust metal fixing nut to secure the tap in place reducing the risk of loosening over time.  
 A hard-wearing, flawless, scratch resistant chrome finish that lasts for years.



**Bath Filler**

MIO BF C

PW NB

Spout projection 95mm  
 Long life 1/4 turn ceramic disc valves for added durability and smooth control.  
 Robust metal fixing nut to secure the tap in place reducing the risk of loosening over time.  
 A hard-wearing, flawless, scratch resistant chrome finish that lasts for years.

# Naxos

## Bathroom Taps



ESSENTIALS

# Naxos

A contemporary crosshead design that will make a statement in any bathroom



**TMV3 Blending Valve**

MT503CP

PW NB

see page 20



**Basin Mixer with Clicker Waste**

NAX BAS C

PW NB

Spout projection 142mm  
Long life ceramic cartridge for added durability and smooth control.  
A hard-wearing, flawless, scratch resistant chrome finish that lasts for years.



**Bath Shower Mixer**

NAX BSM C

PW NB

Spout projection 110mm  
Long life 1/4 turn ceramic disc valves for added durability and smooth control.  
Robust metal fixing nut to secure the tap in place reducing the risk of loosening over time.  
A hard-wearing, flawless, scratch resistant chrome finish that lasts for years.



**Bath Filler**

NAX BF C

PW NB

Spout projection 110mm  
Long life 1/4 turn ceramic disc valves for added durability and smooth control.  
Robust metal fixing nut to secure the tap in place reducing the risk of loosening over time.  
A hard-wearing, flawless, scratch resistant chrome finish that lasts for years.



ESSENTIALS

# Niva

A bold square design that will make a statement in any bathroom



TMV3 Blending Valve

MT503CP

PW NB

see page 20



### Basin Mixer with Clicker Waste

NVA BAS C

PW NB

Spout projection 90mm  
Long life ceramic cartridge for added durability and smooth control.  
A hard-wearing, flawless, scratch resistant chrome finish that lasts for years



### Bath Shower Mixer

NVA BSM C

PW NB

Spout projection 95mm  
Long life 1/4 turn ceramic disc valves for added durability and smooth control.  
Robust metal fixing nut to secure the tap in place reducing the risk of loosening over time.  
A hard-wearing, flawless, scratch resistant chrome finish that lasts for years



### Bath Filler

NVA BF C

PW NB

Spout projection 95mm  
Long life 1/4 turn ceramic disc valves for added durability and smooth control.  
Robust metal fixing nut to secure the tap in place reducing the risk of loosening over time.  
A hard-wearing, flawless, scratch resistant chrome finish that lasts for years

# Opus

## Bathroom Taps



ESSENTIALS

# Opus

A modern style with an easy to use handle



### Basin Mixer with Clicker Waste

OPS BAS C

PW NB

Spout projection 100mm  
Long life ceramic cartridge for added durability and smooth control.  
A hard-wearing, flawless, scratch resistant chrome finish that lasts for years



### Bath Shower Mixer

OPS BSM C

PW NB

Spout projection 112mm  
Long life 1/4 turn ceramic disc valves for added durability and smooth control.  
Robust metal fixing nut to secure the tap in place reducing the risk of loosening over time.  
A hard-wearing, flawless, scratch resistant chrome finish that lasts for years



### Bath Filler

OPS BF C

PW NB

Spout projection 115mm  
Long life 1/4 turn ceramic disc valves for added durability and smooth control.  
Robust metal fixing nut to secure the tap in place reducing the risk of loosening over time.  
A hard-wearing, flawless, scratch resistant chrome finish that lasts for years



Also available in alternative finishes

## Molida

A European inspired tap, featuring a diamond knurling pattern on the handle to add a touch of depth and elegance. The Molida basin mixer comes complete with Eco Start technology, saving energy by having cold water as the default central start position of the tap handle.

Eco Start Technology  
see page 17



### Eco Start Basin Mixer with Clicker Waste

MOL ES BAS C



Spout projection 125mm  
This tap has a 5 litres per minute flow regulator, reducing the amount of water you use.  
Long life ceramic cartridge for added durability and smooth control.  
A hard-wearing, flawless, scratch resistant chrome finish that lasts for years.



### Bath Shower Mixer

MOL BSM C



Spout projection 115mm  
Long life 1/4 turn ceramic disc valves for added durability and smooth control.  
Robust metal fixing nut to secure the tap in place reducing the risk of loosening over time.  
A hard-wearing, flawless, scratch resistant chrome finish that lasts for years.



### Bath Filler

MOL BF C



Spout projection 115mm  
Long life 1/4 turn ceramic disc valves for added durability and smooth control.  
Robust metal fixing nut to secure the tap in place reducing the risk of loosening over time.  
A hard-wearing, flawless, scratch resistant chrome finish that lasts for years.

# Orta

## Bathroom Taps



## Orta

Perfect contemporary range to refurb a bathroom instantly



### Basin Mixer with Clicker Waste

OR BAS C



Spout projection 94mm  
Fitted with a flow regulator, limiting the flow of water to 5 litres per minute, reducing the amount of water used. Long life ceramic cartridge for added durability and smooth control. A hard-wearing, flawless, scratch resistant chrome finish that lasts for years



### Basin Taps

OR 1/2 C



Spout projection 82mm  
Long life 1/4 turn ceramic disc valves for added durability and smooth control. Robust metal fixing nut to secure the tap in place reducing the risk of loosening over time. A hard-wearing, flawless, scratch resistant chrome finish that lasts for years



### Bath Taps

OR 3/4 C



Spout projection 83mm  
Long life 1/4 turn ceramic disc valves for added durability and smooth control. Robust metal fixing nut to secure the tap in place reducing the risk of loosening over time. A hard-wearing, flawless, scratch resistant chrome finish that lasts for years.



### Bath Shower Mixer

OR BSM C

PW NB

Spout projection 110mm

Long life 1/4 turn ceramic disc valves for added durability and smooth control. Robust metal fixing nut to secure the tap in place reducing the risk of loosening over time.

A hard-wearing, flawless, scratch resistant chrome finish that lasts for years



### Bath Filler

OR BF C

PW NB

Spout projection 110mm

Long life 1/4 turn ceramic disc valves for added durability and smooth control. Robust metal fixing nut to secure the tap in place reducing the risk of loosening over time.

A hard-wearing, flawless, scratch resistant chrome finish that lasts for years



Orta Basin Mixer

# Design Utility

## Bathroom Taps



## Design Utility

Enlarged tap handles with clear hot and cold markings, ideal for spaces where ease of use is important



### Basin Mixer with Clicker Waste

DUL BAS C



Spout projection 75mm  
Long life ceramic cartridge for added durability and smooth control.  
A hard-wearing, flawless, scratch resistant chrome finish that lasts for years



### Basin Taps

DUL 1/2 C



Spout projection 70mm  
Long life 1/4 turn ceramic disc valves for added durability and smooth control.  
Robust metal fixing nut to secure the tap in place reducing the risk of loosening over time.  
A hard-wearing, flawless, scratch resistant chrome finish that lasts for years



### Bath Taps

DUL 3/4 C



Spout projection 80mm  
Long life 1/4 turn ceramic disc valves for added durability and smooth control.  
Robust metal fixing nut to secure the tap in place reducing the risk of loosening over time.  
A hard-wearing, flawless, scratch resistant chrome finish that lasts for years.



### Bath Shower Mixer

DUL BSM C

PW NB

Spout projection 110mm

Long life 1/4 turn ceramic disc valves for added durability and smooth control. Robust metal fixing nut to secure the tap in place reducing the risk of loosening over time.

A hard-wearing, flawless, scratch resistant chrome finish that lasts for years



### Bath Filler

DUL BF C

PW NB

Spout projection 110mm

Long life 1/4 turn ceramic disc valves for added durability and smooth control. Robust metal fixing nut to secure the tap in place reducing the risk of loosening over time.

A hard-wearing, flawless, scratch resistant chrome finish that lasts for years



Design Utility  
Basin Mixer

# Artisan



## Artisan

Thermostatic shower range, family safe features and precise temperature technology



### Thermostatic Bath Shower Mixer

AR2 THBSM C



Spout projection 145mm  
Thermostatic control for bath and shower.  
Dual control - flow and temperature are controlled separately.  
Pre-set maximum temperature at 38°C can be overridden by the user.  
Can be wall mounted using WMNT10 C



### Thermostatic Lever Bath Shower Mixer

AR2 THLBSM C



Spout projection 145mm  
Thermostatic control for bath and shower.  
Dual control - flow and temperature are controlled separately.  
Pre-set maximum temperature at 38°C can be overridden by the user.  
Can be wall mounted using WMNT10 C



### Thermostatic Lever Bath Filler

AR2 THLBF C



Spout projection 145mm  
Thermostatic control for bath.  
Dual control - flow and temperature are controlled separately.  
Pre-set maximum temperature at 38°C can be overridden by the user.  
Can be wall mounted using WMNT10 C



### Thermostatic Bath Filler

AR2 THBF C



Spout projection 145mm  
Thermostatic control for bath.  
Dual control - flow and temperature are controlled separately.  
Pre-set maximum temperature at 38°C can be overridden by the user.  
Can be wall mounted using WMNT10 C



## Assure

### Thermostatic Bath Shower Mixer

AS2 THBSM C



Spout projection 155mm

TMV2 thermostatic control for a higher level of performance and protection.

Dual control - flow and temperature are controlled separately.

Pre-set maximum temperature at 38°C can be overridden by the user.

Can be wall mounted using WMNT10 C



## Design Utility

### Design Utility Thermostatic Bath Shower Mixer

DUL3 THBSM C



Spout projection 155mm

TMV2 thermostatic control for a higher level of performance and protection.

Dual control - flow and temperature are controlled separately.

Pre-set maximum temperature at 38°C can be overridden by the user.

Can be wall mounted using WMNT10 C



# Shower Accessories

## Round

### Shower Kit with Single Function Handset

KIT100 C

RM PW NB

Rail height 600mm

Includes 1.5m hose, riser rail, rub-clean anti-limescale handset and hose retainer



## Evo

### Shower Kit with Rub Clean Handset

EVC KIT01 2M C

RM PW NB

Rail height 650mm

Includes 2m hose, adjustable fixing brackets, rub-clean anti-limescale handset and hose retainer  
Supplied with 8L/min flow limiter



## Evo

### Shower Kit with 3 Function Rub Clean Handset and Shelf

EVF KIT03 C

RM PW NB

Rail height 650mm

Includes 1.5m easy-clean hose, adjustable fixing brackets, multi-function rub-clean anti-limescale handset, hose retainer and shelf  
Supplied with 8L/min flow limiter



## Casino

### Shower Kit with Large Three Function Handset

CAS KIT01

RM PW NB

Rail height 685mm

Includes 1.75m easy clean hose, adjustable fixing brackets, multi-function rub-clean anti-limescale handset and hose retainer



## Casino

### Shower Kit with Large Multi Function Handset

CAS KIT03 C

RM PW NB

Rail height 650mm

Includes 1.75m hose, adjustable fixing brackets, multi-function rub-clean anti-limescale handset, hose retainer and soap dish



## Casino

### Shower Kit with Large 3 Function Push Button Handset Easy Clean Hose

CAS KIT05 C

RM PW NB

Rail height 685mm

Includes 1.75m hose, adjustable fixing brackets, multi-function rub-clean anti-limescale handset, hose retainer and soap dish



# Zing

## Showers



ESSENTIALS

# Zing

## Zing Safe Touch Bar Shower

ZI SHXSMCT C



Cold water feed surrounds the hot water to ensure the valve is safe to touch by all the family. Thermostatic cartridge with preset temperature safety stop at 38°C for family-safe showering. A higher temperature can be selected, if required, by selecting the override function.





## Zing2

### Zing2 Rigid Riser Bar Shower

ZI SHXDIVSMFF C

**NB**

Supplied with Bristan's Wallmount 10 fast fixing kit for easier retro installation.

Telescopic riser so you can adjust the height to suit the space.

Dual control - Flow and temperature are controlled separately giving accurate control of both

Thermostatic cartridge with preset temperature safety stop at 38°C for family-safe showering. A higher temperature can be selected, if required, by selecting the override function.

Automatic shut-off in the event of hot or cold water supply failure for family safe showering.



# Frenzy

## Showers



Supplied with  
Wallmount12  
fixing kit  
see pages 16 & 17



## Frenzy

### Frenzy Thermostatic Bar Shower

FZ SHXMMCTFF C

RM PW NB

Supplied with a fast fit Wallmount 12 fixing kit with built-in front of wall isolation valves on both the hot and cold feed, making it simple to fit, maintain and replace.

Safe Touch technology ensures the valve stays cool to the touch while in use.

Dual control - Flow and temperature are controlled separately giving accurate control of both.

Thermostatic cartridge with preset temperature safety stop at 38°C for family-safe showering. A higher temperature can be selected, if required, by selecting the override function.

Automatic shut-off in the event of hot or cold water supply failure for family safe showering





Supplied with Wallmount12 fixing kit see pages 16 & 17

# Artisan

## Artisan Thermostatic Bar Shower

AR2 SHXMTFF C

**NB**

Supplied with a fast fit Wallmount 12 fixing kit with built-in front of wall isolation valves on both the hot and cold feed, making it simple to fit, maintain and replace.

Safe Touch technology ensures the valve stays cool to the touch while in use.

Adjustable fixing brackets on riser rail enables existing screw holes to be used.

Dual control - Flow and temperature are controlled separately giving accurate control of both.

Thermostatic cartridge with preset temperature safety stop at 38°C for family-safe showering. A higher temperature can be selected, if required, by selecting the override function.

Automatic shut-off in the event of hot or cold water supply failure for family safe showering



# Buzz

## Showers



Supplied with  
Wallmount12  
fixing kit  
see pages 16 & 17



# Buzz

## Buzz Rigid Riser Bar Mixer

BUZZ SHXDIVCTFF C

**NB**

Supplied with a fast fit Wallmount 12 fixing kit with built-in front of wall isolation valves on both the hot and cold feed, making it simple to fit, maintain and replace.

Safe Touch technology ensures the valve stays cool to the touch while in use.

Telescopic riser so you can adjust the height to suit the space.

Integral two outlet diverter so you can easily switch between the handset or drench head.

Dual control - Flow and temperature are controlled separately giving accurate control of both.

Thermostatic cartridge with preset temperature safety stop at 38°C for family-safe showering. A higher temperature can be selected, if required, by selecting the override function





Supplied with  
Wallmount12  
fixing kit  
see pages 16 & 17



## Craze

### Craze Rigid Riser Bar Mixer

CRZ2 SHXDIVCTFF C

**NB**

Supplied with a fast fit Wallmount 12 fixing kit with built-in front of wall isolation valves on both the hot and cold feed, making it simple to fit, maintain and replace.

Safe Touch technology ensures the valve stays cool to the touch while in use.

Telescopic riser so you can adjust the height to suit the space.

Integral two outlet diverter so you can easily switch between the handset or drench head.

Dual control - Flow and temperature are controlled separately giving accurate control of both.

Thermostatic cartridge with preset temperature safety stop at 38°C for family-safe showering. A higher temperature can be selected, if required, by selecting the override function



# Value Kitchen



## Value Lever

A classic design with easy to use controls



### High Neck Pillar Taps

VAL2 HNK C CD



3" lever handle. Height 165mm  
Spout projection 85mm  
Long life 1/4 turn ceramic disc valves for added durability and smooth control.  
Robust metal fixing nut to secure the tap in place reducing the risk of loosening over time.

A hard-wearing, flawless, scratch resistant chrome finish that lasts for years



### Deck Sink Mixer

VAL2 DSM C CD



Available in 3" or 6" lever handle  
Height 260mm  
Spout projection 200mm  
Swivel spout for easy use.  
Long life 1/4 turn ceramic disc valves for added durability and smooth control.  
Dual flow prevents hot water entering the mains supply



### Monobloc Sink Mixer

VAL2 SNK C CD



3" lever handle  
Height 280mm  
Spout projection 200mm  
Swivel spout for easy use.  
Long life 1/4 turn ceramic disc valves for added durability and smooth control



ESSENTIALS

## Essentials

Versatile designs that will complement any kitchen



### Cello Sink Mixer

CE SNK C



Height 114mm  
Spout projection 216mm  
Swivel spout for easy use.  
Long life ceramic cartridge for added durability and ease of use



### Dune Sink Mixer

DU SNK C



Height 361mm  
Spout projection 194mm  
Swivel spout for easy use.  
Long life ceramic cartridge for added durability and ease of use



### Pinnacle Sink Mixer

PI SNK C



Height 264mm  
Spout projection 176mm  
Swivel spout for easy use.  
Long life ceramic cartridge for added durability and ease of use

# Manhattan

## Kitchen Taps

Manhattan

Product Collection KITCHEN





## Manhattan

### Manhattan Easyfit Sink Mixer

MH SNK EF C



Height 250mm

Spout projection 220mm

Also available in White

MH SNK EF WHT

Unique patented Easyfit top fix design, for simple installation from above the sink.

Swivel spout for easy use.

Long life 1/4 turn ceramic disc valves for added durability and smooth control.

High quality metal fixings for security and durability



## Cinnamon

### Cinnamon Easyfit Sink Mixer

CNN EFSNK C



Height 170mm

Spout projection 225mm

Unique patented Easyfit top fix design, for simple installation from above the sink.

Swivel spout for easy use.

Long life ceramic cartridge for added durability and smooth control.

High quality metal fixings for security and durability

Bristan Group, Birch Coppice Business Park, Dordon, Tamworth, Staffordshire, B78 1SG  
Tel: 0330 026 6273 | Email: [contractenquiry@bristan.com](mailto:contractenquiry@bristan.com) | [www.bristan.com](http://www.bristan.com)

Whilst every care has been taken to ensure that the information included in this document was accurate at the time of printing, we reserve the right to change product specifications at any time without prior notice. The photographs reproduced in this publication are within the constraints of the printing process and are not to be used for matching purposes. Photographs are used for approximate representation only and may not show the actual products on offer. E&OE.

Part of the Bristan Group Limited. A MASCO company.  
Bristan Group Limited<sup>®</sup>. All rights reserved.

\*Selected products only. Please see [www.bristan.com/service-centre/guarantees](http://www.bristan.com/service-centre/guarantees) for more information on product guarantees.  
Information correct at 1st March 2025.